

PewResearchCenter



THE PEW
FORUM
ON RELIGION
& PUBLIC LIFE

DECEMBER 2011

Global Christianity

*A Report on the Size and Distribution
of the World's Christian Population*

PEW-TEMPLETON
GLOBAL
RELIGIOUS
FUTURES PROJECT

THIS PAGE INTENTIONALLY BLANK

About the Pew Forum on Religion & Public Life

This report was produced by the Pew Research Center's Forum on Religion & Public Life. The Pew Research Center is a nonpartisan fact tank that provides information on the issues, attitudes and trends shaping America and the world. The center conducts public opinion polling, demographic studies, content analysis and other empirical social science research. It does not take positions on policy issues. The Pew Forum on Religion & Public Life is a project of the Pew Research Center; it delivers timely, impartial information on the issues at the intersection of religion and public affairs in the U.S. and around the world. The Pew Research Center is an independently operated subsidiary of The Pew Charitable Trusts.

This report is part of the Pew-Templeton Global Religious Futures project, which is jointly and generously funded by The Pew Charitable Trusts and the John Templeton Foundation. The project analyzes religious change and its impact on societies around the world.

The report is a collaborative effort based on the input and analysis of the following individuals:

Primary Researchers

Conrad Hackett, *Demographer, Pew Forum on Religion & Public Life*

Brian J. Grim, *Senior Researcher and Director of Cross-National Data, Pew Forum on Religion & Public Life*

Pew Forum

Luis Lugo, *Director*

Research

Alan Cooperman, *Associate Director, Research*

Juan Carlos Esparza Ochoa, *Data Manager*

Phillip Connor and Anne Shi, *Research Associates*

Noble Kuriakose, Elizabeth A. Lawton and Elizabeth Podrebarac, *Research Assistants*

Editorial

Sandra Stencel, *Associate Director, Editorial*

Diana Yoo, *Graphic Designer*

Tracy Miller, *Editor*

Hilary Ramp and Sara Tisdale, *Assistant Editors*

Communications and Web Publishing

Erin O'Connell, *Associate Director, Communications*

Stacy Rosenberg, *Digital Project Manager*

Mary Schultz, *Communications Manager*

Liga Plaveniece and Jemila Woodson,

Communications Associates

Joseph Liu, *Web Associate*

Contributing Researchers

Vegard Skirbekk, Marcin Stonawski and Anne Goujon, *Age and Cohort Change Project, International Institute for Applied Systems Analysis (IIASA)*

Pew Research Center

Andrew Kohut, *President*

Paul Taylor, *Executive Vice President*

Elizabeth Mueller Gross, *Vice President*

James Bell, *Director of International Survey Research*

Richard Wike, *Associate Director,*

Pew Global Attitudes Project

Visit <http://pewforum.org/Christian/Global-Christianity-worlds-christian-population.aspx> to see the online version of *Global Christianity: A Report on the Size and Distribution of the World's Christian Population*.

Pew Research Center's Forum on Religion & Public Life

1615 L St., NW, Suite 700
Washington, D.C. 20036-5610
Phone (202) 419-4550
Fax (202) 419-4559
www.pewforum.org

THIS PAGE INTENTIONALLY BLANK

TABLE OF CONTENTS

	PAGE
Preface	7
Executive Summary	9
Living as Majorities and Minorities	19
Christian Traditions	21
Catholic	23
Protestant	27
Orthodox Christian	31
Other Christian Traditions	35
Regional Distribution of Christians	41
Americas	43
Europe	47
Sub-Saharan Africa	53
Asia-Pacific	57
Middle East-North Africa	63
Table: World Christian Population by Region and Country	71
Table: Christian Traditions by Region and Country	79
Appendix A: Methodology for Overall Christian and Christian Tradition Estimates	87
Appendix B: Methodology for Estimating Christian Movements	95
Appendix C: Methodology for China	97
Appendix D: Data Sources by Country	111

THIS PAGE INTENTIONALLY BLANK

Preface

This report focuses on the size and geographic distribution of the world's Christian population as of 2010. It is, in that sense, a snapshot in time. But because the true picture is not static, the Executive Summary also presents some comparisons with the world's Christian population a century earlier. This is far enough back in time to allow us to see substantial change, yet not so far back that the population figures become hopelessly murky.

The estimates for 1910 come from a leading expert in the quantitative analysis of historical data on Christian groups, Todd M. Johnson of the Center for the Study of Global Christianity at Gordon-Conwell Theological Seminary in South Hamilton, Mass. Dr. Johnson and his colleagues at the Center for the Study of Global Christianity also provided the estimates for the size of global Christian movements (such as pentecostalism and evangelicalism) and Protestant denominational families (such as Baptists and Methodists), which are based primarily on church membership statistics.

All the other demographic data in the report – including the estimated number of Christians in each country and region of the world in 2010, as well as the breakdowns of those figures into Catholics, Protestants, Orthodox and other Christians – were compiled by the staff of the Pew Research Center's Forum on Religion & Public Life and are based primarily on censuses and nationally representative surveys. For the European estimates, the Pew Forum's demographers worked in close collaboration with researchers at the International Institute for Applied Systems Analysis (IIASA) in Laxenburg, Austria.

This effort is part of the Pew-Templeton Global Religious Futures project, which analyzes religious change and its impact on societies around the world. Previous demographic reports produced under the Pew-Templeton initiative, jointly funded by The Pew Charitable Trusts and the John Templeton Foundation, include *Mapping the Global Muslim Population: A Report on the Size and Distribution of the World's Muslim Population* (October 2009) and *The Future of the Global Muslim Population: Projections for 2010-2030* (January 2011). Gradually, we hope to publish estimates for the current size of other major religious groups, including the unaffiliated, as well as to project their growth rates into the future.

Readers should bear in mind that the definition of Christian in this report is very broad. The intent is sociological rather than theological: We are attempting to count groups and individuals who self-identify as Christian. This includes people who hold beliefs that may be viewed as unorthodox or heretical by other Christians. It also includes Christians who seldom pray or go to church. While this report does not make any attempt to measure what Christians

believe or how they practice their faith, the Pew Forum has conducted and will continue to conduct numerous other studies that look closely at the beliefs and practices of Christians in the United States and around the world.¹

The primary researchers for *Global Christianity: A Report on the Size and Distribution of the World's Christian Population* are Pew Forum Demographer Conrad Hackett and Senior Researcher Brian J. Grim, the Pew Forum's director of cross-national data. They received valuable research assistance from Noble Kuriakose and former Pew Forum research assistant Andrew J. Gully as well as other staff members listed on the masthead of this report. We are also indebted to Todd Johnson and to our colleagues at IIASA, particularly Vegard Skirbekk, Marcin Stonawski and Anne Goujon. We would like to thank Elizabeth H. Prodromou of Boston University and Alexandros Kyrou of Salem State University for sharing their deep knowledge of Orthodox Christianity. And last but not least, we are grateful to Timothy Samuel Shah of the Berkley Center for Religion, Peace, and World Affairs at Georgetown University for his many contributions to this report, particularly the country profiles and definitions of various Christian traditions and movements.

Luis Lugo, Director

Alan Cooperman, Associate Director, Research

¹ See, for example, the Pew Forum's *U.S. Religious Landscape Survey* (2008), *Spirit and Power: A 10-Country Survey of Pentecostals* (2006) and *Tolerance and Tension: Islam and Christianity in Sub-Saharan Africa* (April 2010). The two international surveys were also part of the Pew-Templeton Global Religious Futures project.

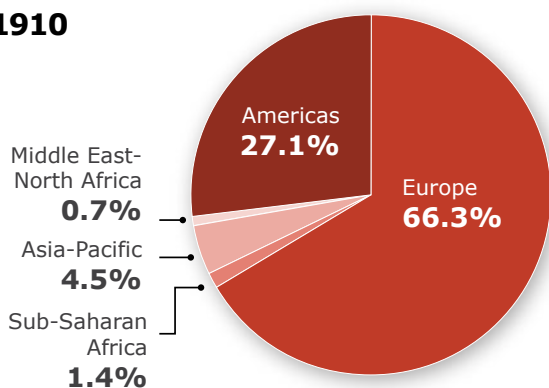
Executive Summary

A comprehensive demographic study of more than 200 countries finds that there are 2.18 billion Christians of all ages around the world, representing nearly a third of the estimated 2010 global population of 6.9 billion. Christians are also geographically widespread – so far-flung, in fact, that no single continent or region can indisputably claim to be the center of global Christianity.

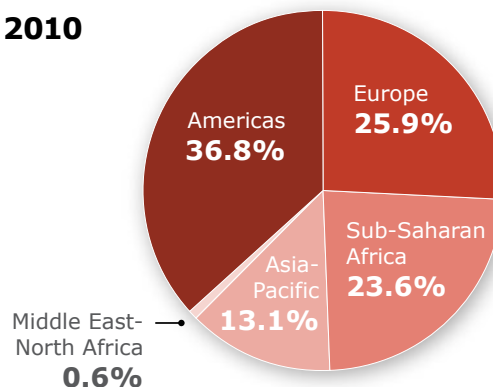
A century ago, this was not the case. In 1910, about two-thirds of the world's Christians lived in Europe, where the bulk of Christians had been for a millennium, according to historical estimates by the Center for the Study of Global Christianity.¹ Today, only about a quarter of all Christians live in Europe (26%). A plurality – more than a third – now are in the Americas (37%). About one in every four Christians lives in sub-Saharan Africa (24%), and about one-in-eight is found in Asia and the Pacific (13%).

Regional Distribution of Christians

1910



2010



Figures for 1910 are from a Pew Forum analysis of data from the Center for the Study of Global Christianity. Percentages may not add to 100 due to rounding.

Pew Research Center's Forum on Religion & Public Life • *Global Christianity*, December 2011

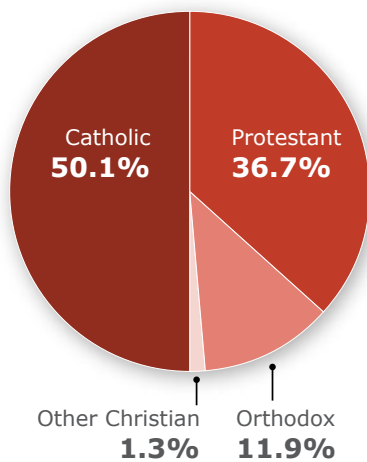
The number of Christians around the world has more than tripled in the last 100 years, from about 600 million in 1910 to more than 2 billion in 2010. But the world's overall population also has risen rapidly, from an estimated 1.8 billion in 1910 to 6.9 billion in 2010. As a result, Christians make up about the same portion of the world's population today (32%) as they did a century ago (35%).

¹ Historical figures throughout the executive summary are courtesy of Todd M. Johnson of the Center for the Study of Global Christianity at Gordon-Conwell Theological Seminary in South Hamilton, Mass. Johnson is co-editor of the *Atlas of Global Christianity*, Edinburgh University Press, 2009.

This apparent stability, however, masks a momentous shift. Although Europe and the Americas still are home to a majority of the world's Christians (63%), that share is much lower than it was in 1910 (93%). And the proportion of Europeans and Americans who are Christian has dropped from 95% in 1910 to 76% in 2010 in Europe as a whole, and from 96% to 86% in the Americas as a whole.

Major Christian Traditions

Percentage of Christian population that is ...



Percentages may not add to 100 due to rounding.

Pew Research Center's Forum
on Religion & Public Life
Global Christianity, December 2011

At the same time, Christianity has grown enormously in sub-Saharan Africa and the Asia-Pacific region, where there were relatively few Christians at the beginning of the 20th century. The share of the population that is Christian in sub-Saharan Africa climbed from 9% in 1910 to 63% in 2010, while in the Asia-Pacific region it rose from 3% to 7%. Christianity today – unlike a century ago – is truly a global faith. (See world maps weighted by Christian population in 1910 and 2010 on page 12.)

These are some of the key findings of *Global Christianity: A Report on the Size and Distribution of the World's Christian Population*, a new study by the Pew Research Center's Forum on Religion & Public Life.

The study is based primarily on a country-by-country analysis of about 2,400 data sources, including censuses and nationally representative population surveys. For some countries, such as China, the Pew Forum's estimates also take into account statistics from church groups, government reports and other sources. (See Appendix C for more details on the range of estimates available for China.)

Christians are diverse theologically as well as geographically, the new study finds. About half are Catholic. Protestants, broadly defined, make up 37%. Orthodox Christians comprise 12% of Christians worldwide. Other Christians, such as Mormons and Jehovah's Witnesses, make up the remaining 1% of the global Christian population. (See Defining Christian Traditions on page 38.)

Taken as a whole, however, Christians are by far the world's largest religious group. Muslims, the second-largest group, make up a little less than a quarter of the world's population, according to previous studies by the Pew Forum.²

Almost half (48%) of all Christians live in the 10 countries with the largest number of Christians. Three of the top 10 countries are in the Americas (the United States, Brazil and Mexico). Two are in Europe (Russia and Germany), two are in the Asia-Pacific region (the Philippines and China), and three are in sub-Saharan Africa (Nigeria, Democratic Republic of the Congo and Ethiopia), reflecting Christianity's global reach.

10 Countries with the Largest Number of Christians

<i>Countries</i>	ESTIMATED 2010 CHRISTIAN POPULATION	PERCENTAGE OF POPULATION THAT IS CHRISTIAN	PERCENTAGE OF WORLD CHRISTIAN POPULATION
United States	246,780,000	79.5%	11.3%
Brazil	175,770,000	90.2	8.0
Mexico	107,780,000	95.0	4.9
Russia	105,220,000	73.6	4.8
Philippines	86,790,000	93.1	4.0
Nigeria	80,510,000	50.8	3.7
China	67,070,000	5.0	3.1
DR Congo	63,150,000	95.7	2.9
Germany	58,240,000	70.8	2.7
Ethiopia	52,580,000	63.4	2.4
Subtotal for the 10 Countries	1,043,880,000	40.4	47.8
Total for Rest of World	1,140,180,000	6.3	52.2
World Total	2,184,060,000	31.7	100.0

Population estimates are rounded to the ten thousands. Percentages are calculated from unrounded numbers. Figures may not add exactly due to rounding. See Appendix C for details on the range of estimates available for China.

Pew Research Center's Forum on Religion & Public Life • *Global Christianity*, December 2011

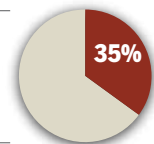
² As of 2010, there were about 1.6 billion Muslims worldwide, representing 23.4% of the global population. For more details, see the Pew Research Center's Forum on Religion & Public Life, *The Future of the Global Muslim Population: Projections for 2010-2030*, January 2011, <http://pewforum.org/The-Future-of-the-Global-Muslim-Population.aspx>, and Pew Research Center's Forum on Religion & Public Life, *Mapping the Global Muslim Population: A Report on the Size and Distribution of the World's Muslim Population*, October 2009, <http://pewforum.org/Muslim/Mapping-the-Global-Muslim-Population.aspx>. As noted in the preface of this report, the Pew Forum is gradually compiling baseline population estimates and projecting future growth rates for the world's major faiths.

World Distribution of Christian Population

This 'weighted' map of the world shows each country's relative size based on its Christian population. Figures are rounded to the nearest million.

1910

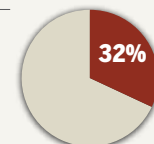
World Population
1.8 billion



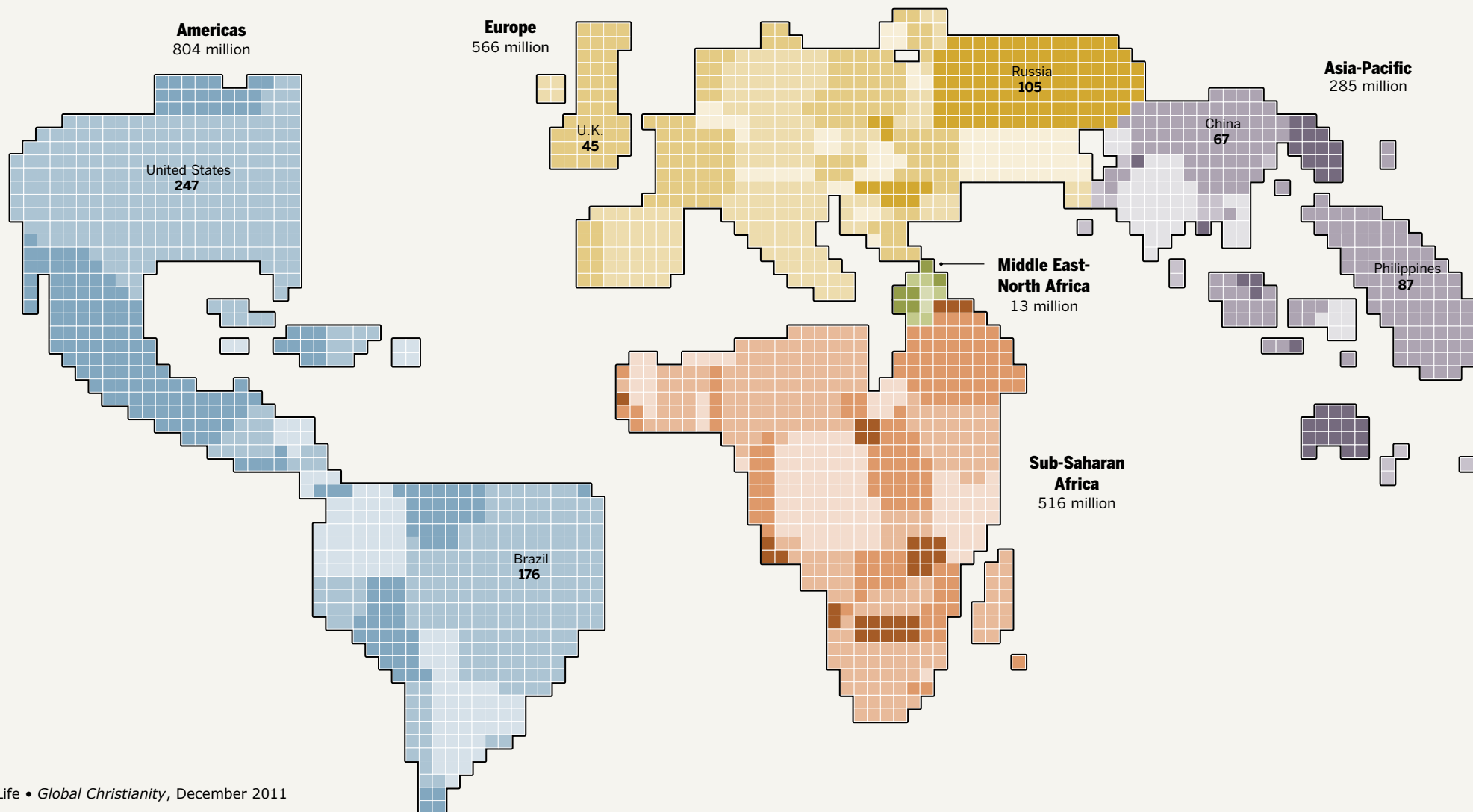
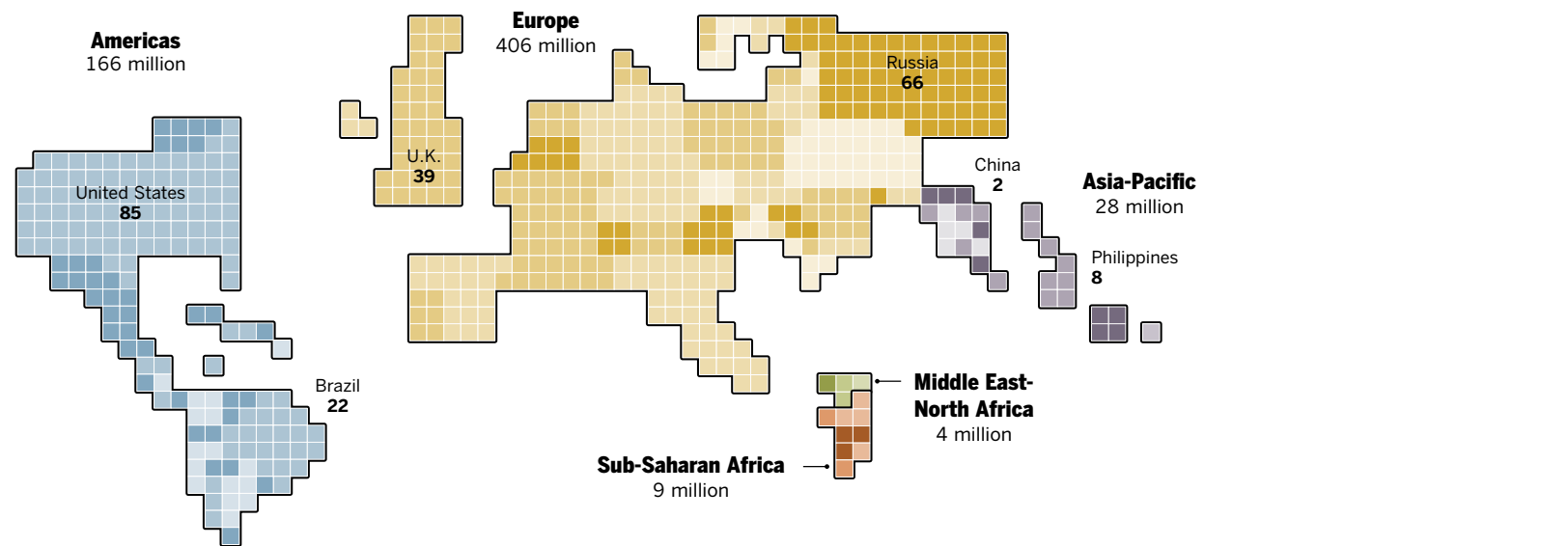
World Christian Population
612 million

2010

World Population
6.9 billion



World Christian Population
2.18 billion



□ = 1 million Christians

Clearly, Christianity has spread far from its historical origins. For example:

- Though Christianity began in the Middle East-North Africa, today that region has both the lowest concentration of Christians (about 4% of the region's population) and the smallest number of Christians (about 13 million) of any major geographic region.
- Indonesia, a Muslim-majority country, is home to more Christians than all 20 countries in the Middle East-North Africa region combined.
- Nigeria now has more than twice as many Protestants (broadly defined to include Anglicans and independent churches) as Germany, the birthplace of the Protestant Reformation.
- Brazil has more than twice as many Catholics as Italy.
- Although Christians comprise just under a third of the world's people, they form a majority of the population in 158 countries and territories, about two-thirds of all the countries and territories in the world.
- About 90% of Christians live in countries where Christians are in the majority; only about 10% of Christians worldwide live as minorities.

Global Distribution of Christians

So where are the bulk of the world's Christians today? The Pew Forum study suggests at least four possible answers, depending on how one divides up the world:

The Global South

In recent years, a number of scholarly books and articles have discussed the rapid growth of Christianity in the developing countries of the “Global South” – especially Africa, Asia and Latin America – and debated whether the influence of Christians in the “Global North” is waning, or not.³ A century ago, the Global North (commonly defined as North America, Europe, Australia, Japan and New Zealand) contained more than four times as many Christians as the Global South (the rest of the world).⁴ Today, the Pew Forum study finds, more than 1.3 billion Christians live in the Global South (61%), compared with about 860 million in the Global North (39%).

³ See, for example, Philip Jenkins, *The Next Christendom: The Coming of Global Christianity*, Oxford University Press, 2002; Robert Wuthnow, *Boundless Faith: The Global Outreach of American Churches*, University of California Press, 2009; and Mark A. Noll, *The New Shape of World Christianity: How American Experience Reflects Global Faith*, InterVarsity Press, 2009.

⁴ This common definition of Global North and Global South is not a simple geographic division of the world into Northern and Southern hemispheres. Rather, it takes into account levels of economic development as well as geography. Figures for 1910 are from a Pew Forum analysis of data from the Center for the Study of Global Christianity.

The Global North

But even though Christians are more numerous in the Global South, the concentration of Christians is much higher in the Global North, where 69% of the population is Christian. By contrast, 24% of the people living in the Global South are Christian. This reflects the fact that the total population of the Global South is about 4.5 times greater than the population of the Global North.

Christian Population by Global North/Global South, 1910

	ESTIMATED 1910 CHRISTIAN POPULATION	TOTAL WORLD POPULATION	PERCENTAGE OF POPULATION THAT WAS CHRISTIAN	PERCENTAGE OF WORLD CHRISTIAN POPULATION
Global North	502,900,000	580,210,000	86.7%	82.2%
Global South	108,910,000	1,178,200,000	9.2	17.8
World Total	611,810,000	1,758,410,000	34.8	100.0

Source: Pew Forum analysis of data from the Center for the Study of Global Christianity. For the purposes of this report, the Global North is comprised of North America, Europe, Australia, Japan and New Zealand. The rest of the world is considered the Global South. Population estimates are rounded to the ten thousands. Percentages are calculated from unrounded numbers. Figures may not add exactly due to rounding.

Pew Research Center's Forum on Religion & Public Life • *Global Christianity*, December 2011

Christian Population by Global North/Global South, 2010

	ESTIMATED 2010 CHRISTIAN POPULATION	TOTAL WORLD POPULATION	PERCENTAGE OF POPULATION THAT IS CHRISTIAN	PERCENTAGE OF WORLD CHRISTIAN POPULATION
Global North	856,360,000	1,240,250,000	69.0%	39.2%
Global South	1,327,700,000	5,655,640,000	23.5	60.8
World Total	2,184,060,000	6,895,890,000	31.7	100.0

Source: World population estimates, United Nations. For the purposes of this report, the Global North is comprised of North America, Europe, Australia, Japan and New Zealand. The rest of the world is considered the Global South. Population estimates are rounded to the ten thousands. Percentages are calculated from unrounded numbers. Figures may not add exactly due to rounding.

Pew Research Center's Forum on Religion & Public Life • *Global Christianity*, December 2011

Another way of looking at the distribution of Christians around the world is by region. Numerically, at least, Europe no longer dominates global Christianity the way it did 100 years ago. Rather, the bulk of Christians are in:

The Americas

Of the world's five major geographic regions, the Americas have both the largest number and

the highest proportion of Christians. More than a third of Christians worldwide (37%) live in the Americas, where nearly nine-in-ten people (86%) are Christian. The three countries with the largest Christian populations – the United States, Brazil and Mexico – are in the Americas. Together, these three countries alone account for nearly one in every four Christians in the world (24%), about the same proportion as the whole of Europe (26%) and all of sub-Saharan Africa (24%). Although Christians make up a smaller portion of the 2010 population in the Americas (86%) than they did in 1910 (96%), the Americas account for a higher share of the world's Christians (37%, up from 27% in 1910).⁵

Sub-Saharan Africa and Asia-Pacific

But sub-Saharan Africa and the Asia-Pacific region now have a combined population of about 800 million Christians, roughly the same as the Americas. And five of the top 10 countries with the largest Christian populations are either in Africa (Nigeria, Democratic Republic of the Congo and Ethiopia) or Asia (Philippines and China). Moreover, the fastest growth in the number of Christians over the past century has been in sub-Saharan Africa (a roughly 60-fold increase, from fewer than 9 million in 1910 to more than 516 million in 2010) and in the Asia-Pacific region (a roughly 10-fold increase, from about 28 million in 1910 to more than 285 million in 2010).

Christian Population by Region, 1910

<i>Regions</i>	ESTIMATED 1910 CHRISTIAN POPULATION	PERCENTAGE OF POPULATION THAT WAS CHRISTIAN	PERCENTAGE OF WORLD CHRISTIAN POPULATION
Americas	165,890,000	95.9%	27.1%
Europe	405,780,000	94.5	66.3
Sub-Saharan Africa	8,560,000	9.1	1.4
Asia-Pacific	27,510,000	2.7	4.5
Middle East-North Africa	4,070,000	9.5	0.7
World Total	611,810,000	34.8	100.0

Source: Pew Forum analysis of data from the Center for the Study of Global Christianity. Population estimates are rounded to the ten thousands. Percentages are calculated from unrounded numbers. Figures may not add exactly due to rounding.

Pew Research Center's Forum on Religion & Public Life
Global Christianity, December 2011

Christian Population by Region, 2010

<i>Regions</i>	ESTIMATED 2010 CHRISTIAN POPULATION	PERCENTAGE OF POPULATION THAT IS CHRISTIAN	PERCENTAGE OF WORLD CHRISTIAN POPULATION
Americas	804,070,000	86.0%	36.8%
Europe	565,560,000	76.2	25.9
Sub-Saharan Africa	516,470,000	62.7	23.6
Asia-Pacific	285,120,000	7.0	13.1
Middle East-North Africa	12,840,000	3.8	0.6
World Total	2,184,060,000	31.7	100.0

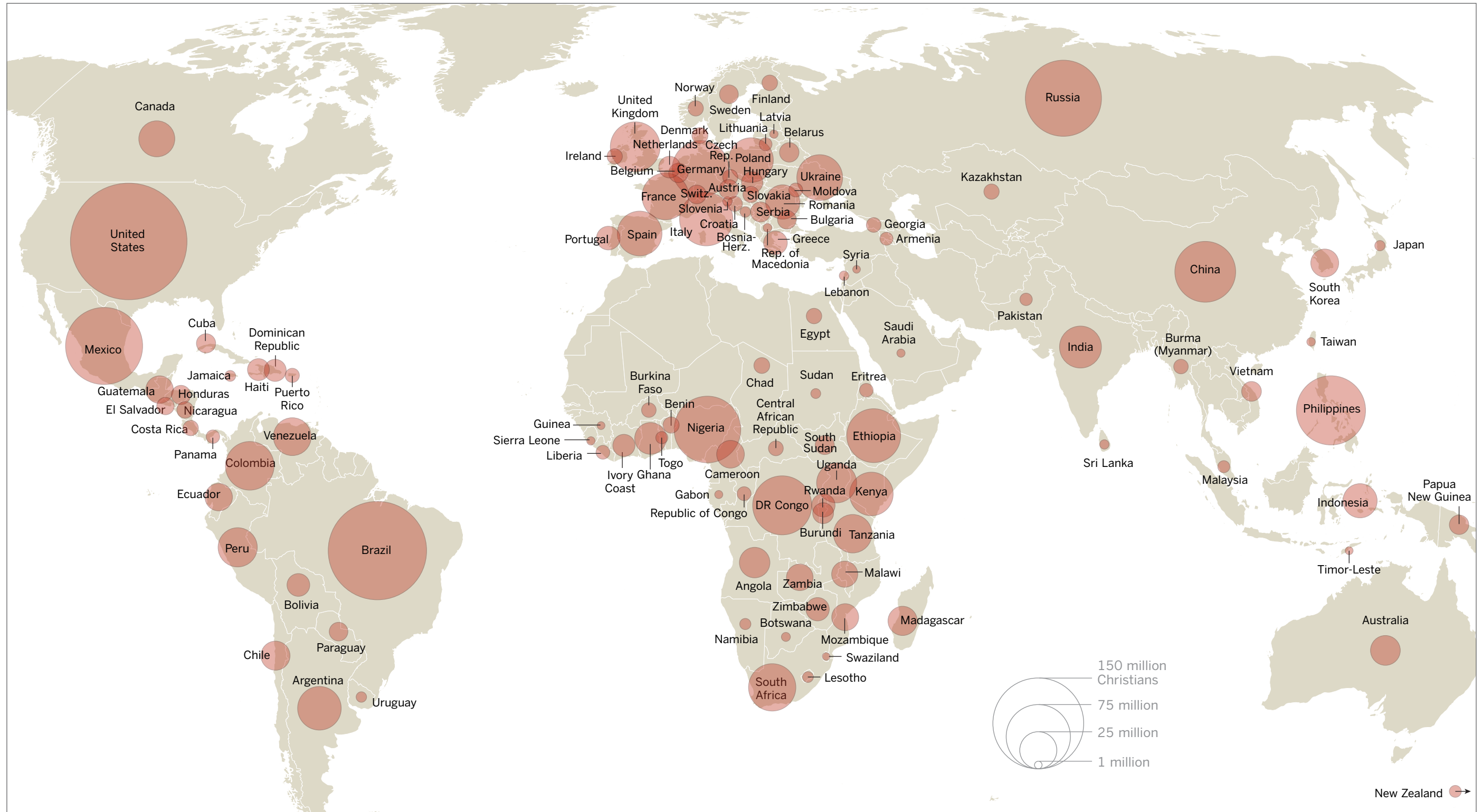
Population estimates are rounded to the ten thousands. Percentages are calculated from unrounded numbers. Figures may not add exactly due to rounding.

Pew Research Center's Forum on Religion & Public Life
Global Christianity, December 2011

⁵ Figures for 1910 are from a Pew Forum analysis of data from the Center for the Study of Global Christianity.

Estimated Distribution of Christian Population by Country and Territory in 2010

Only the 115 countries with more than 1 million Christians in 2010 are shown.



How Estimates Were Generated

The Pew Forum, in consultation with demographers at the International Institute for Applied Systems Analysis (IIASA) in Laxenburg, Austria, acquired and analyzed about 2,400 data sources, including censuses and general population surveys, to arrive at Christian population figures for 232 countries and self-administering territories – all the countries and territories for which the United Nations Population Division provides overall population estimates. (See Appendix A for a more detailed explanation of how the estimates were made; see Appendix D for a list of data sources by country.)

In many countries, however, censuses and surveys do not contain detailed information on denominational and religious movement affiliations. Christian organizations remain in many cases the only source of information on the size of global movements within Christianity (such as evangelicalism and pentecostalism) and on Protestant denominational families (such as Baptists and Methodists). The figures in this report on pentecostal, charismatic and evangelical Christians and on Protestant denominational families were commissioned by the Pew Forum from the Center for the Study of Global Christianity at Gordon-Conwell Theological Seminary in South Hamilton, Mass., whose researchers generated estimates based in large part on figures provided by Christian organizations around the world. Readers should bear in mind that these breakdowns were derived differently from the overall Christian population estimates.

Christians by Movement

<i>Movements</i>	ESTIMATED NUMBER	PERCENTAGE OF TOTAL WORLD POPULATION	PERCENTAGE OF WORLD CHRISTIAN POPULATION
Pentecostal	279,080,000	4.0%	12.8%
Charismatic	304,990,000	4.4	14.0
Pentecostal & Charismatic together	584,080,000	8.5	26.7
Evangelical	285,480,000	4.1	13.1

Source: Center for the Study of Global Christianity. Pentecostals and charismatics are mutually exclusive categories. They overlap, however, with the evangelical category, and the three categories should not be added together. Many Christians do not identify with any of these movements. Population estimates are rounded to the ten thousands. Percentages are calculated from unrounded numbers. Pentecostal and charismatic figures may not add exactly due to rounding.

Pew Research Center's Forum on Religion & Public Life • *Global Christianity*, December 2011

According to the Center for the Study of Global Christianity, there are about 279 million pentecostal Christians and 305 million charismatic Christians worldwide. (Charismatic Christians belong to non-pentecostal denominations yet engage in spiritual practices associated with pentecostalism, such as speaking in tongues and divine healing; see *Defining Christian Movements* on page 69.)

In addition, more than 285 million Christians can be classified as evangelicals because they either belong to churches affiliated with regional or global evangelical associations, or because they identify as evangelicals. Since many pentecostals and charismatics are also evangelicals, these categories are not mutually exclusive. (For more details, see Christian Movements and Denominations on page 67.)

Living as Majorities and Minorities

Most Christians live in countries where Christians are in the majority, but nearly 208 million (10%) live in countries where they are a religious minority. If all these Christians were in a single country, it would have the second-largest Christian population in the world, after the United States.

More than 80% of the Christians who live as religious minorities around the world are found in just 10 countries. China has the world's largest Christian-minority population, although Christians make up only about 5% of China's total population. Indeed, China probably has more Christians than any European nation except Russia. (See Appendix C for more details on the range of estimates available for China.)

Of the 232 countries and territories included in this study, 158 have Christian majorities. However, most of the Christian-majority countries are relatively small: about seven-in-ten have fewer Christians than the Christian-minority country Vietnam (7 million Christians).

10 Countries with the Largest Number of Christians Living as Minorities

<i>Countries</i>	ESTIMATED 2010 CHRISTIAN POPULATION	PERCENTAGE OF POPULATION THAT IS CHRISTIAN	PERCENTAGE OF WORLD CHRISTIAN POPULATION
China	67,070,000	5.0%	3.1%
India	31,850,000	2.6	1.5
Indonesia	21,160,000	8.8	1.0
South Korea	14,100,000	29.3	0.6
Ivory Coast	8,840,000	44.8	0.4
Vietnam	7,030,000	8.0	0.3
Chad	4,500,000	40.0	0.2
Egypt	4,290,000	5.3	0.2
Kazakhstan	4,190,000	26.2	0.2
Czech Republic	4,140,000	39.4	0.2

Population estimates are rounded to the ten thousands. Percentages are calculated from unrounded numbers. See Appendix C for details on the range of estimates available for China.

Pew Research Center's Forum on Religion & Public Life
Global Christianity, December 2011

Number of Countries with Christian Majorities by Region

<i>Regions</i>	NUMBER OF COUNTRIES WITH A CHRISTIAN MAJORITY	NUMBER OF COUNTRIES WITHOUT A CHRISTIAN MAJORITY	PERCENTAGE OF COUNTRIES IN REGION WITH A CHRISTIAN MAJORITY
Americas	51	0	100.0%
Europe	46	4	92.0
Sub-Saharan Africa	34	17	66.7
Asia-Pacific	27	33	45.0
Middle East-North Africa	0	20	0.0
World Total	158	74	68.1

Pew Research Center's Forum on Religion & Public Life
Global Christianity, December 2011

All 51 countries in the Americas have a Christian majority. In Europe, 46 of the 50 countries have a Christian majority, as do 34 of the 51 countries in sub-Saharan Africa and 27 of the 60 countries in the Asia-Pacific region.⁶ Christians are a minority, however, in all 20 countries in the Middle East-North Africa.

⁶ The newly independent country of South Sudan, which has a Christian majority, is considered part of sub-Saharan Africa in this report.

Christian Traditions

About half of all Christians worldwide are Catholic (50%), while more than a third are Protestant (37%). Orthodox communions comprise 12% of the world's Christians. Other Christian groups, which make up the remaining 1%, include the Church of Jesus Christ of Latter-day Saints (Mormons), Jehovah's Witnesses and the Christian Science Church. (See Defining Christian Traditions on page 38.)

Estimated Size of Christian Traditions

<i>Traditions</i>	ESTIMATED 2010 CHRISTIAN POPULATION	PERCENTAGE OF WORLD POPULATION	PERCENTAGE OF WORLD CHRISTIAN POPULATION
Catholic	1,094,610,000	15.9%	50.1%
Protestant	800,640,000	11.6	36.7
Orthodox	260,380,000	3.8	11.9
Other Christian	28,430,000	0.4	1.3
Total Christian	2,184,060,000	31.7	100.0

Population estimates are rounded to the ten thousands. Percentages are calculated from unrounded numbers. Figures may not add exactly due to rounding.

Pew Research Center's Forum on Religion & Public Life
Global Christianity, December 2011

THIS PAGE INTENTIONALLY BLANK

Catholic

The Catholic Church has 1.1 billion adherents worldwide, representing half of the global Christian population.

Brazil has the world's largest number of Catholics (134 million). There are more Catholics in Brazil alone than in Italy, France and Spain combined. The 10 countries with the largest number of Catholics contain more than half (56%) of the world's Catholics.

10 Countries with the Largest Number of Catholics

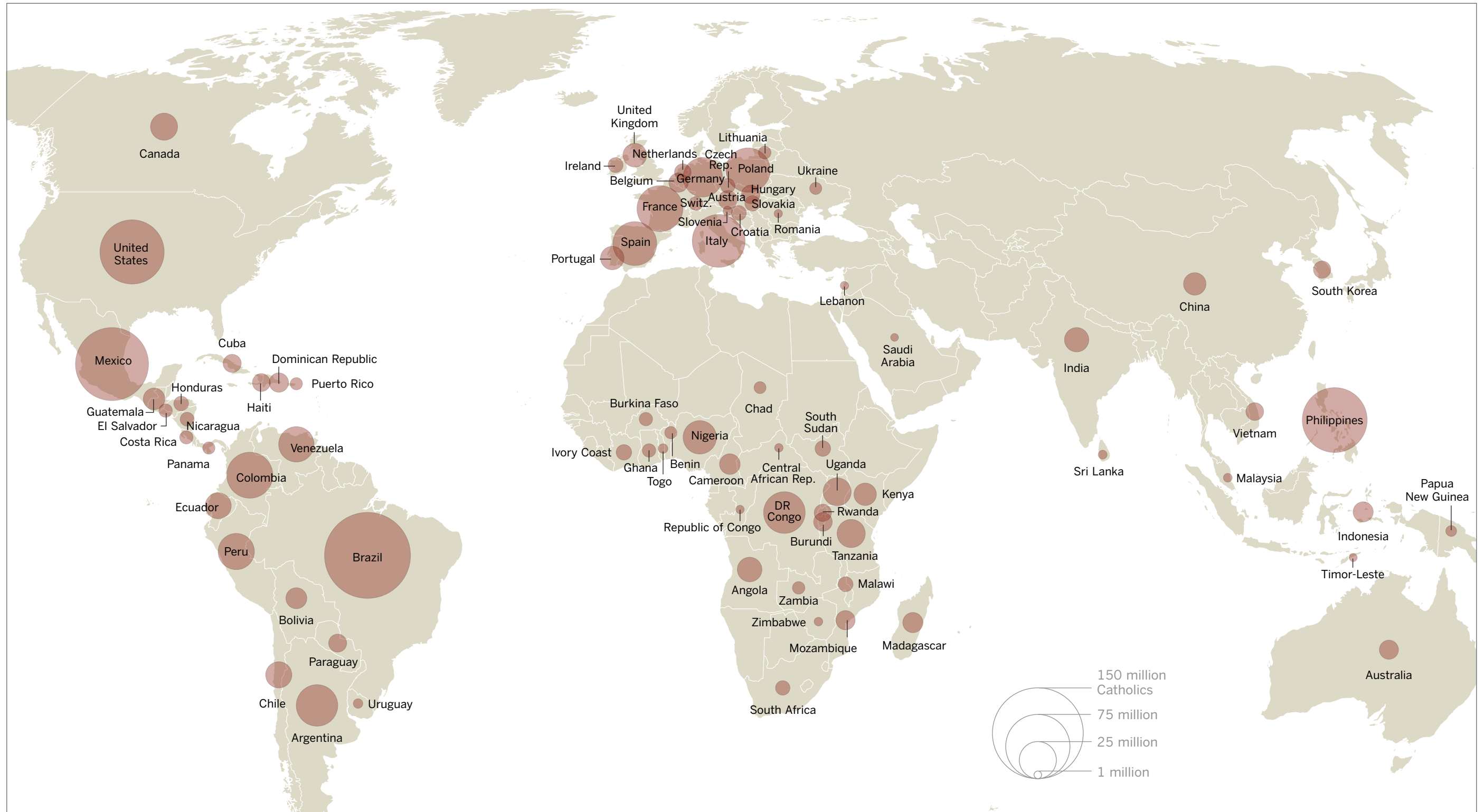
<i>Countries</i>	ESTIMATED 2010 CATHOLIC POPULATION	PERCENTAGE OF POPULATION THAT IS CATHOLIC	PERCENTAGE OF WORLD CATHOLIC POPULATION
Brazil	133,660,000	68.6%	12.2%
Mexico	96,330,000	84.9	8.8
Philippines	75,940,000	81.4	6.9
United States	74,470,000	24.0	6.8
Italy	50,250,000	83.0	4.6
Colombia	38,100,000	82.3	3.5
France	37,930,000	60.4	3.5
Poland	35,290,000	92.2	3.2
Spain	34,670,000	75.2	3.2
DR Congo	31,180,000	47.3	2.8
Subtotal for the 10 Countries	607,830,000	58.9	55.5
Total for Rest of World	486,780,000	2.5	44.5
World Total	1,094,610,000	15.9	100.0

Population estimates are rounded to the ten thousands. Percentages are calculated from unrounded numbers. Figures may not add exactly due to rounding.

Pew Research Center's Forum on Religion & Public Life • *Global Christianity*, December 2011

Estimated Distribution of Catholic Population by Country and Territory in 2010

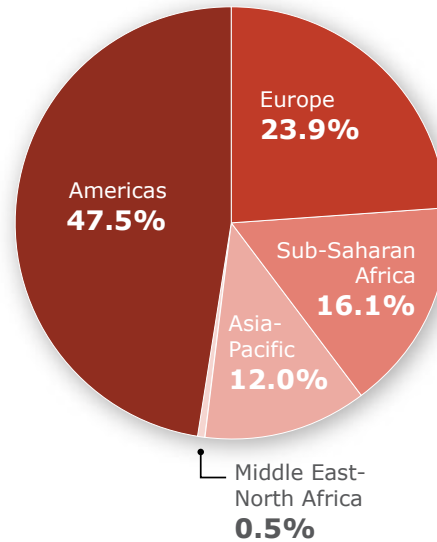
Only the 80 countries with more than 1 million Catholics in 2010 are shown.



Most of the countries with the largest Catholic populations have Catholic majorities. But the United States has the world's fourth-largest Catholic population even though only about one-in-four Americans is Catholic. There are 67 countries in which Catholics make up a majority of the population.

More than 70% of Catholics live either in the Americas (48%) or in Europe (24%). Almost 40% live in Latin America and the Caribbean. More than a quarter live either in the Asia-Pacific region (12%) or in sub-Saharan Africa (16%).

Regional Distribution of Catholics



Percentages may not add to 100 due to rounding.

Pew Research Center's Forum on Religion & Public Life
Global Christianity, December 2011

THIS PAGE INTENTIONALLY BLANK

Protestant

The world's 801 million Protestants, as broadly defined in this report (see page 38), make up 37% of the global Christian population.

The Protestant Reformation, which split Western Christianity and gave birth to Protestantism, took place in Europe in the 16th century. Today, however, only two of the 10 countries with the largest Protestant populations are European.

10 Countries with the Largest Number of Protestants

<i>Countries</i>	ESTIMATED 2010 PROTESTANT POPULATION	PERCENTAGE OF POPULATION THAT IS PROTESTANT	PERCENTAGE OF WORLD PROTESTANT POPULATION
United States	159,850,000	51.5%	20.0%
Nigeria	59,680,000	37.7	7.5
China	58,040,000	4.3	7.2
Brazil	40,500,000	20.8	5.1
South Africa	36,550,000	72.9	4.6
United Kingdom	33,820,000	54.5	4.2
DR Congo	31,700,000	48.1	4.0
Germany	28,640,000	34.8	3.6
Kenya	24,160,000	59.6	3.0
India	18,860,000	1.5	2.4
Subtotal for the 10 Countries	491,820,000	13.9	61.4
Total for Rest of World	308,820,000	1.8	38.6
World Total	800,640,000	11.6	100.0

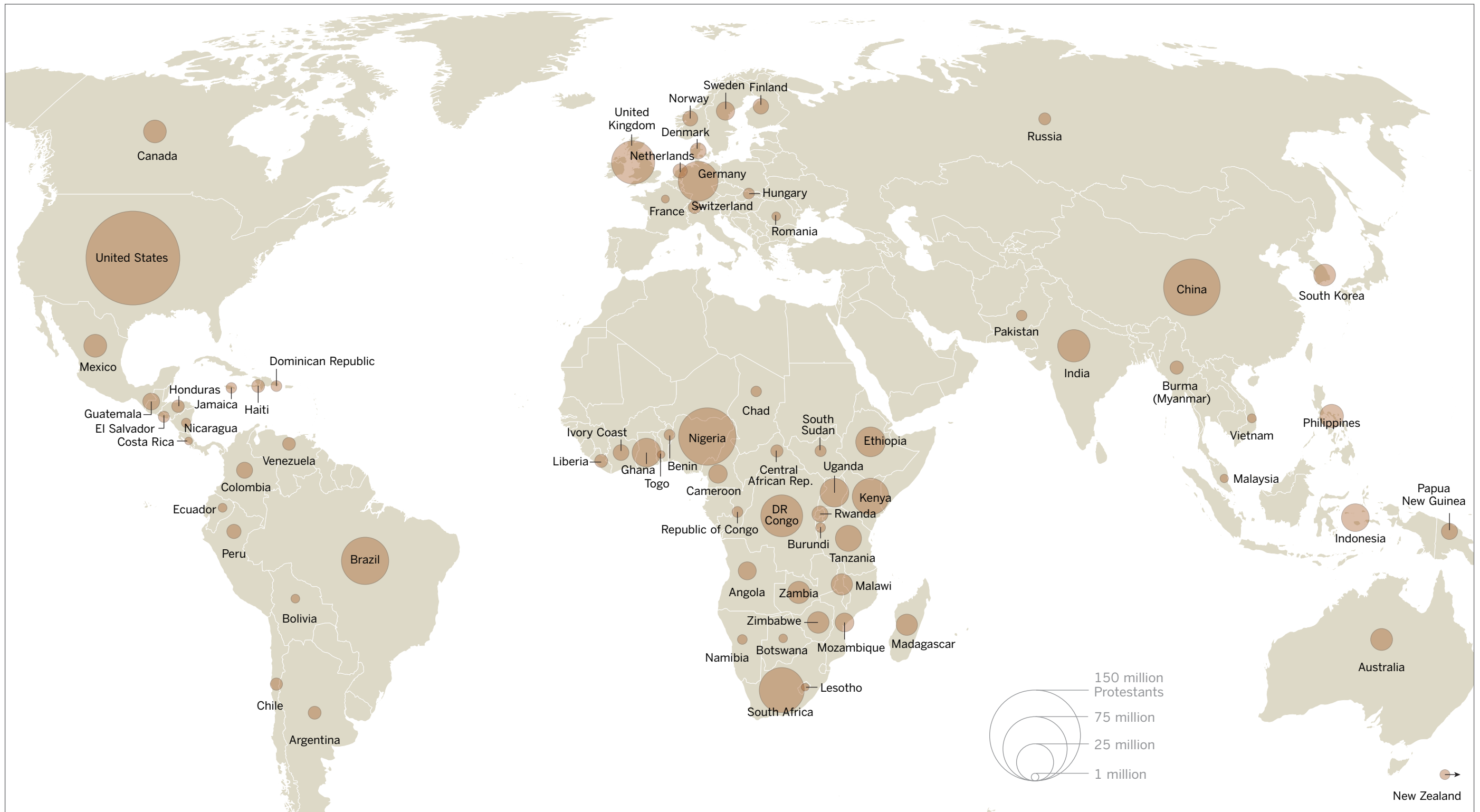
Population estimates are rounded to the ten thousands. Percentages are calculated from unrounded numbers. Figures may not add exactly due to rounding. See Appendix C for details on the range of estimates available for China.

Pew Research Center's Forum on Religion & Public Life • *Global Christianity*, December 2011

The United States has more Protestants than any other country – about 160 million, or 20% of the worldwide total. Nigeria is second, with nearly 60 million Protestants, or more than 7% of all Protestants worldwide. China has the world's third-largest Protestant population (approximately 58 million), although less than 5% of China's total population is Protestant. (See Appendix C for more details on the range of estimates available for China.)

Estimated Distribution of Protestant Population by Country and Territory in 2010

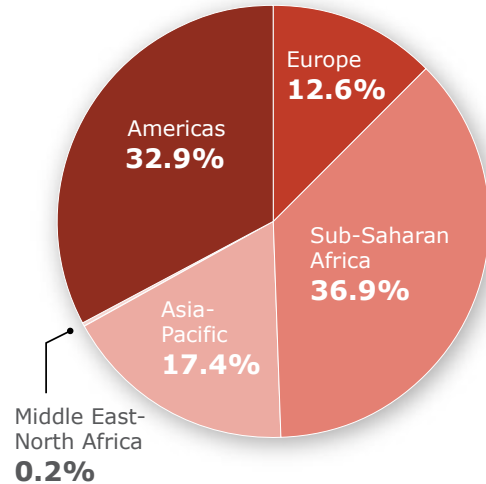
Only the 71 countries with more than 1 million Protestants in 2010 are shown.



The 10 countries with the largest number of Protestants collectively account for 61% of the world's Protestants. Protestants form a majority of the total population in 49 countries.

Despite Europe's historical links to Protestantism, its share of the global Protestant population (13%) is eclipsed by the share in sub-Saharan Africa (37%), the Americas (33%) and the Asia-Pacific region (17%). Only the Middle East-North Africa has a smaller share of Protestants (less than 1%) than Europe.

Regional Distribution of Protestants



Percentages may not add to 100 due to rounding.

Pew Research Center's Forum on Religion & Public Life
Global Christianity, December 2011

THIS PAGE INTENTIONALLY BLANK

Orthodox Christian

There are about 260 million Orthodox Christians, making up 12% of the global Christian population.

Nearly four-in-ten Orthodox Christians worldwide (39%) reside in Russia, the country with the largest number of Orthodox. Ethiopia has the second-largest number of Orthodox Christians and more than three times as many Orthodox as Greece. Although Turkey is the seat of the ecumenical patriarch of Constantinople, one of the highest archbishops in Orthodox Christianity (see Defining Christian Traditions on page 38 for details), its Orthodox population is relatively small (about 180,000).

10 Countries with the Largest Number of Orthodox Christians

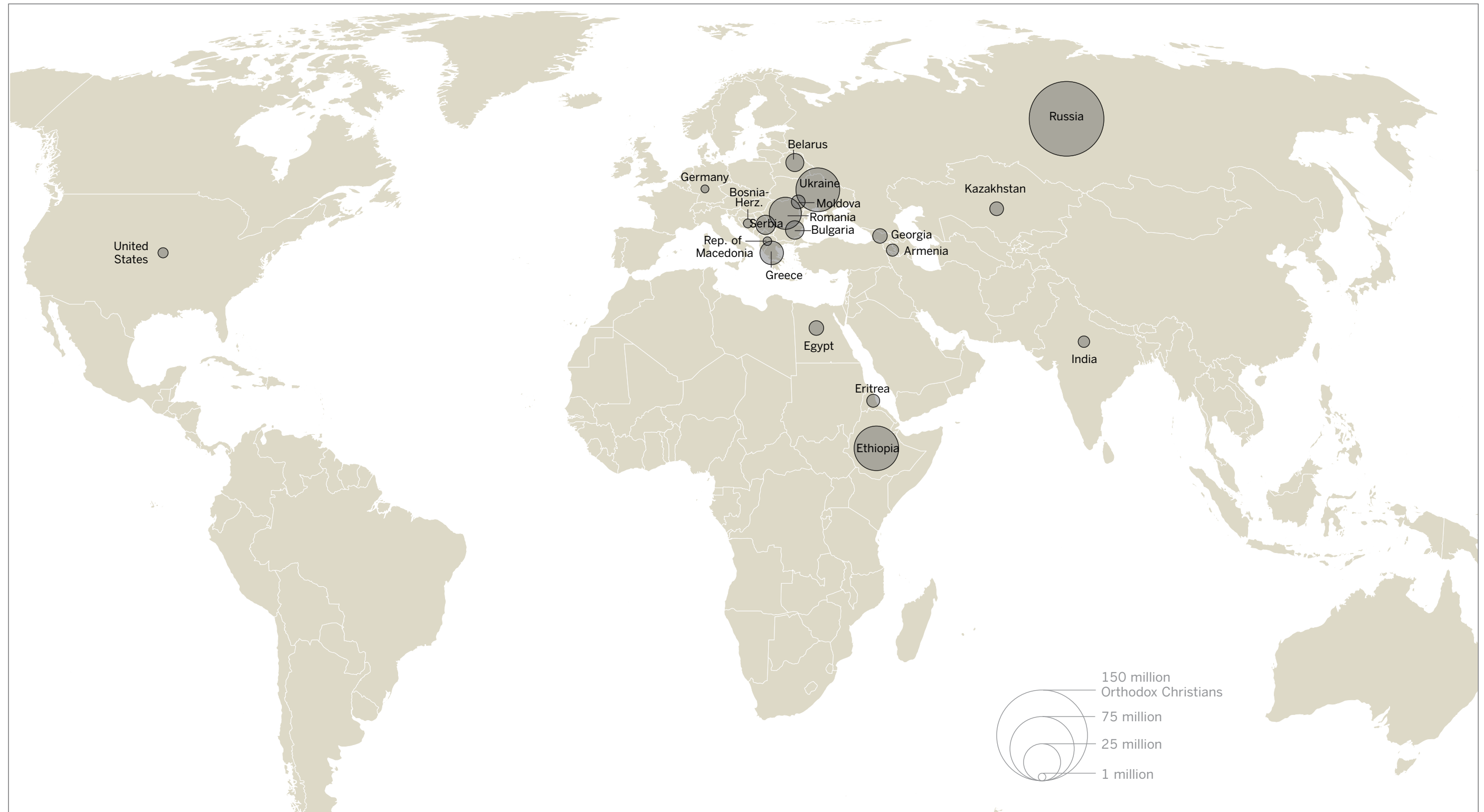
<i>Countries</i>	ESTIMATED 2010 ORTHODOX POPULATION	PERCENTAGE OF POPULATION THAT IS ORTHODOX	PERCENTAGE OF WORLD ORTHODOX POPULATION
Russia	101,450,000	71.0%	39.0%
Ethiopia	36,060,000	43.5	13.9
Ukraine	34,850,000	76.7	13.4
Romania	18,750,000	87.3	7.2
Greece	10,030,000	88.3	3.9
Serbia	6,730,000	86.6	2.6
Bulgaria	6,220,000	83.0	2.4
Belarus	5,900,000	61.5	2.3
Egypt	3,860,000	4.8	1.5
Georgia	3,820,000	87.8	1.5
Subtotal for the 10 Countries	227,660,000	54.9	87.4
Total for Rest of World	32,720,000	0.2	12.6
World Total	260,380,000	3.8	100.0

Population estimates are rounded to the ten thousands. Percentages are calculated from unrounded numbers. Figures may not add exactly due to rounding.

Pew Research Center's Forum on Religion & Public Life • *Global Christianity*, December 2011

Estimated Distribution of Orthodox Population by Country and Territory in 2010

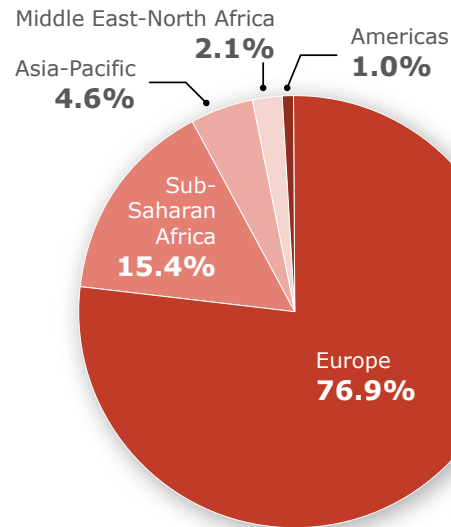
Only the 19 countries with more than 1 million Orthodox Christians in 2010 are shown.



Nearly nine-in-ten (87%) of the world's Orthodox Christians can be found in the 10 countries with the largest Orthodox populations. Most of the countries with large numbers of Orthodox Christians have an Orthodox majority – though the Orthodox make up less than half the total population in Ethiopia and only about 5% of the population in Egypt. (See sidebars on Ethiopia and Egypt on pages 56 and 65.) Orthodox Christians make up a majority of the total population in 14 countries.

The Orthodox Christian population is heavily concentrated in Europe, which, for the purposes of this report, includes all of Russia. Europe is home to 77% of the global Orthodox population. Sub-Saharan Africa has about 15%, and the Asia-Pacific region (including Turkey) has roughly 5%. Small shares of Orthodox Christians also are found in the Middle East-North Africa (about 2%) and the Americas (1%).

Regional Distribution of Orthodox Christians



Percentages may not add to 100 due to rounding.

Pew Research Center's Forum on Religion & Public Life
Global Christianity, December 2011

THIS PAGE INTENTIONALLY BLANK

Other Christian Traditions

There are about 28 million Christians in the world who do not belong to the three largest Christian traditions. Those belonging to other Christian groups make up slightly more than 1% of the global Christian population.

Many of the other Christian groups, including the Church of Jesus Christ of Latter-day Saints and Jehovah's Witnesses, began in the United States. Today, the United States is home to 37% of other Christians, although only about 3% of Americans belong to these groups.

About two-thirds (67%) of all other Christians live in the 10 countries with the largest number of other Christians.

10 Countries with the Largest Number of Other Christians

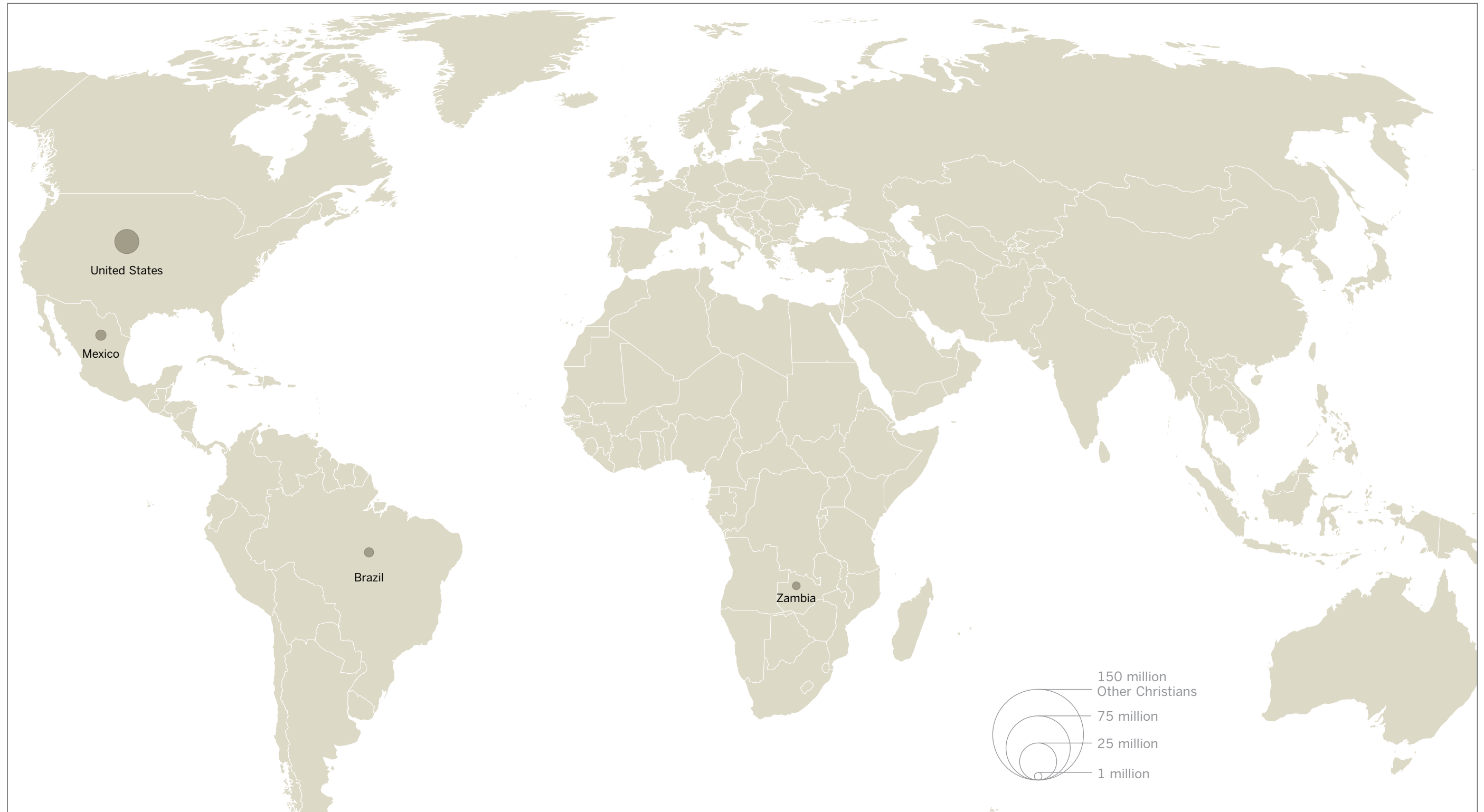
<i>Countries</i>	ESTIMATED 2010 POPULATION OF OTHER CHRISTIANS	PERCENTAGE OF POPULATION THAT IS OTHER CHRISTIAN	PERCENTAGE OF WORLD POPULATION OF OTHER CHRISTIANS
United States	10,590,000	3.4%	37.3%
Mexico	1,950,000	1.7	6.8
Brazil	1,590,000	0.8	5.6
Zambia	1,110,000	8.5	3.9
Philippines	820,000	0.9	2.9
Nigeria	760,000	0.5	2.7
United Kingdom	620,000	1.0	2.2
Japan	570,000	0.4	2.0
Kenya	560,000	1.4	2.0
Germany	550,000	0.7	1.9
Subtotal for the 10 Countries	19,110,000	1.6	67.2
Total for Rest of World	9,320,000	< 0.1	32.8
World Total	28,430,000	0.4	100.0

Population estimates are rounded to the ten thousands. Percentages are calculated from unrounded numbers. Figures may not add exactly due to rounding.

Pew Research Center's Forum on Religion & Public Life • *Global Christianity*, December 2011

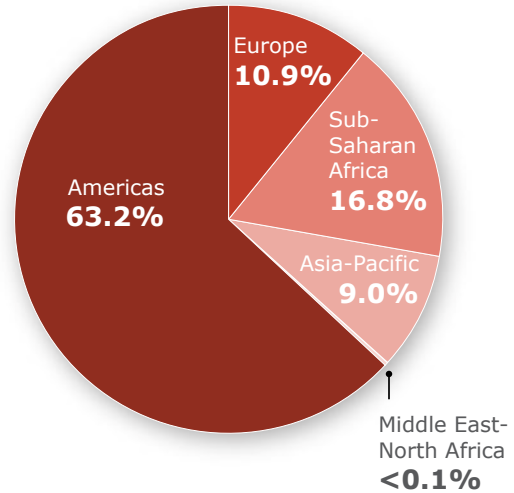
Estimated Distribution of Population of **Other Christians** by Country and Territory in 2010

Only the four countries with more than 1 million Other Christians in 2010 are shown.



The majority of other Christians live in the Americas (63%). Smaller shares of other Christians live in sub-Saharan Africa (17%), Europe (11%) and the Asia-Pacific region (9%). Less than 1% of other Christians live in the Middle East-North Africa.

Regional Distribution of Other Christians



Percentages may not add to 100 due to rounding.

Pew Research Center's Forum on Religion & Public Life
Global Christianity, December 2011

DEFINING CHRISTIAN TRADITIONS

Catholic

The Catholic Church includes the international body of churches in full communion with the bishop of Rome, the pope. These churches include the Western (or Latin) church and 22 Eastern Catholic churches.¹ Each of these churches has a distinct hierarchy and traditional liturgy, prayers and religious observances. The Western (Latin) church is the largest of these autonomous churches. Among the major branches of the Eastern churches are the Alexandrian, Antiochene, Armenian, Byzantine and Chaldean.²

Catholicism, taken as a whole, is the world's largest Christian tradition. The Catholic Church teaches that its bishops are the successors of Christ's apostles and that the pope, as the successor to St. Peter, possesses a unique authority in the church.³ Catholic doctrine maintains that the church is infallible in its dogmatic teaching on matters of faith and morals.⁴ Catholic worship is centered on the Eucharist, in which, according to the church's teaching, the bread and wine are supernaturally transformed into the body and blood of Christ.⁵

Estimates for the number of Catholics in this report also include members of some relatively small Catholic groups (such as the Brazilian Catholic Apostolic Church) that are not in communion with the bishop of Rome.

Protestant

Protestants are broadly defined in this report to include three groups.⁶ The first group is made up of historic Protestants who belong to churches originating (or reformulated) at the time of the 16th-century Protestant Reformation in Europe, as well as other denominations that came later, such as Methodists. The Protestant Reformation was led by Martin Luther, John Calvin and other theologians who "protested" the doctrines, rituals and ecclesiastical structure of the Catholic Church, leading to the creation of new national churches. The doctrines of the various Protestant denominations vary, but most include belief in grace through faith alone (known as *sola fide* or "by faith alone"), belief in the Bible as the ultimate authority in matters of faith and order (known as *sola scriptura* or "by scripture alone") and belief in the

1 "Methodology," in David B. Barrett, editor, *World Christian Encyclopedia: A Comparative Study of Churches and Religions in the Modern World, AD 1900-2000*, Oxford University Press, 1982, page 80.

2 "Eastern Rites," in J. D. Douglas, Walter A. Elwell and Peter Toon, *The Concise Dictionary of the Christian Tradition: Doctrine, Liturgy, History*, Regency Reference Library, 1989, page 135.

3 "Apostles," in Honoré Coppieters, *The Catholic Encyclopedia*, Volume 1, Robert Appleton Company, 1907, <http://www.newadvent.org/cathen/01626c.htm>; "The Pope," in George Joyce, *The Catholic Encyclopedia*, Volume 12, Robert Appleton Company, 1911, <http://www.newadvent.org/cathen/12260a.htm>.

4 "Faith," in Hugh Pope, *The Catholic Encyclopedia*, Volume 5, Robert Appleton Company, 1909, <http://www.newadvent.org/cathen/05752c.htm>; "Morality," in George Joyce, *The Catholic Encyclopedia*, Volume 10, Robert Appleton Company, 1911, <http://www.newadvent.org/cathen/10559a.htm>.

5 "Roman Catholicism," in J. D. Douglas, Walter A. Elwell and Peter Toon, *The Concise Dictionary of the Christian Tradition: Doctrine, Liturgy, History*, Regency Reference Library, 1989, page 330; "Orthodox and Oriental Orthodox Churches," in *New Catholic Encyclopedia*, Volume 14, Gale, 2002, page 158.

6 Some information about the estimated distribution of Protestants among these subgroups is provided in the section on Christian Movements and Denominations on page 67.

priesthood of all believers.⁷

Anglicans are the second group of Christians categorized in this report under the broad banner of Protestantism. This category refers to Christians who belong to churches with historical connections to the Church of England or have similar beliefs, worship styles and church structures. The great majority of Anglicans are members of churches that are part of the international Anglican Communion, which recognizes the archbishop of Canterbury as its "Focus for Unity."⁸ The Church of England emerged as a distinct Western Christian ecclesial tradition in the early 16th century, when King Henry VIII declared his supremacy over the English church and its independence from papal authority.⁹

The third group broadly defined as Protestants in this report is independent Christians. Independent Christians have developed ecclesial structures, beliefs and practices that are claimed to be independent of historic, organized Christianity.¹⁰ Independent Christians include denominations in sub-Saharan Africa that identify as independent from historically Protestant denominations, churches in China that are not affiliated with official religious associations and nondenominational churches in the United States.

Orthodox Christian

Orthodox Christians are members of self-governing churches that belong to the Eastern Christian tradition. In 1054, the Great Schism divided the Christian church into an Eastern, Greek church centered in Constantinople (Istanbul today) and a Western, Latin church centered in Rome. This formalized a cleavage that had been growing for centuries. A major source of division was that the Eastern church did not recognize the bishop of Rome's claimed jurisdiction over the entire church. The Eastern insistence on ecclesial autonomy persists: Orthodox Christianity is organized into "autocephalous" churches, each under the leadership of its own supreme patriarch.

Orthodox Christianity has two main branches: Eastern Orthodox churches and Oriental Orthodox churches. There are more than a dozen autocephalous Eastern Orthodox churches, including the Ecumenical Patriarchate of Constantinople, the Patriarchate of Antioch, the Greek Orthodox Church, the Russian Orthodox Church, the Romanian Orthodox Church, the Serbian Orthodox Church and the Ukrainian Orthodox Church.¹¹ Though they are under no common hierarchical authority, the Eastern Orthodox churches enjoy full communion with each other. The head of the Ecumenical Patriarchate of Constantinople is recognized by all Eastern Orthodox churches as the "Ecumenical Patriarch" who enjoys primacy of honor as well as

7 "Protestantism," in J. D. Douglas, Walter A. Elwell and Peter Toon, *The Concise Dictionary of the Christian Tradition: Doctrine, Liturgy, History*, Regency Reference Library, 1989, page 309; F. L. Cross, *The Oxford Dictionary of the Christian Church*, Oxford University Press, 1957, pages 1116-1117; John Bowker, editor, *The Oxford Dictionary of World Religions*, Oxford University Press, 1997, pages 771-772.

8 Anglican Communion Office, <http://www.aco.org/communion/abc/index.cfm>.

9 "Protestantism: Anglican Communion," in *The New Encyclopaedia Britannica*, Volume 26, Encyclopaedia Britannica, Inc., 2007, page 246.

10 "Independents," in Todd M. Johnson and Kenneth R. Ross, editors, *Atlas of Global Christianity*, Edinburgh University Press, 2009, pages 76-77.

11 Some of the autocephalous churches are headed by "patriarchs" while the others are headed by archbishops or metropolitans. See "Eastern Orthodoxy," in *The New Encyclopaedia Britannica*, Volume 17, Encyclopaedia Britannica, Inc., 2007, page 838.

unique authority to convene pan-Orthodox synods and promote Orthodox unity.¹²

Oriental Orthodox churches are those Eastern Orthodox churches that recognize only the first three ecumenical councils convened by the church's bishops to discuss and determine matters of church doctrine and discipline — the First Council of Nicaea, the First Council of Constantinople and the First Council of Ephesus.¹³ Unlike the Eastern Orthodox Church, which embraces the Council of Chalcedon's teaching that Christ has two natures, divine and human, Oriental Orthodox churches hold that Christ has one indivisible nature. The Oriental Orthodox churches are therefore also called non-Chalcedonian churches. The Oriental Orthodox churches include the Coptic Orthodox Church, Ethiopian Orthodox Church, Eritrean Orthodox Church, Syriac Orthodox Church, Malankara Orthodox Syrian Church (India) and Armenian Apostolic Church.¹⁴

Other Christian Traditions

Members of other Christian groups self-identify as Christian although older Christian traditions may view them as distinct from mainstream Christianity. Many of these groups — including the Church of Jesus Christ of Latter-day Saints (Mormons), Jehovah's Witnesses and the Christian Science Church — originated in the United States. These groups often depart from traditional Christian beliefs with respect to the trinitarian nature of God and have additional sacred texts beyond the Christian Bible and/or their own authoritative interpretations of the Bible. For example, the canon of the Mormon church includes four texts: the Bible (both Old and New Testaments), the *Book of Mormon*, the *Doctrine and Covenants* and the *Pearl of Great Price*. Jehovah's Witnesses believe that "Christ is God's Son and is inferior to Him" as well as that the destruction of the present world system at Armageddon is imminent.¹⁵ They prefer their own Bible translation, the *New World Translation of the Holy Scriptures*.¹⁶ Christian Science was founded by Mary Baker Eddy (1821-1910). Her 1875 book, *Science and Health with Key to the Scriptures*, is one of its central texts, along with the Bible.¹⁷ Other groups in this category include the Unification Church, Swedenborgians and Christadelphians.

12 "Eastern Orthodox Church," in J. D. Douglas, Walter A. Elwell and Peter Toon, *The Concise Dictionary of the Christian Tradition: Doctrine, Liturgy, History*, Regency Reference Library, 1989, pages 134-135; "Orthodox and Oriental Orthodox Churches," in *New Catholic Encyclopedia*, Volume 10, Gale, 2002, pages 679-681; "Eastern Orthodoxy," in *The New Encyclopaedia Britannica*, Volume 17, Encyclopaedia Britannica, Inc., 2007, page 838.

13 An ecumenical or general council is a meeting of all of the church's bishops to discuss and determine matters of church doctrine and discipline. Many councils were convened to address specific theological disputes. For example, the First Council of Nicaea was convened in 325 to resolve disagreements concerning the relationship between Christ and God the Father; the First Council of Constantinople was convened in 381 to ratify the work of the Council of Nicaea and definitively end ongoing controversy concerning the relationship between Christ and the Father; and the First Council of Ephesus was convened in 431 to resolve emerging disagreement concerning the nature of Christ and the relationship between his humanity and divinity. The Council of Chalcedon was convened in 451 to resolve disagreements concerning the nature of Christ. (See "Arius, Arianism" in David W. Bercot, editor, *A Dictionary of Early Christian Beliefs: A Reference Guide to More Than 700 Topics Discussed by the Early Church Fathers*, Hendrickson Publishers, 1998, pages 35-36; John Bowker, editor, *The Oxford Dictionary of World Religions*, Oxford University Press, 1997, pages 235, 241-242, 316, 692).

14 "Orthodox and Oriental Orthodox Churches," in *New Catholic Encyclopedia*, Volume 10, Gale, 2002, page 681. The Syrian Orthodox Church changed its name to the Syriac Orthodox Church in 2000. See *Atlas of Global Christianity*, Edinburgh University Press, 2009, page 84.

15 Watchtower, Official Web Site of Jehovah's Witnesses, http://www.watchtower.org/e/jt/article_03.htm and http://www.watchtower.org/e/dg/article_09.htm.

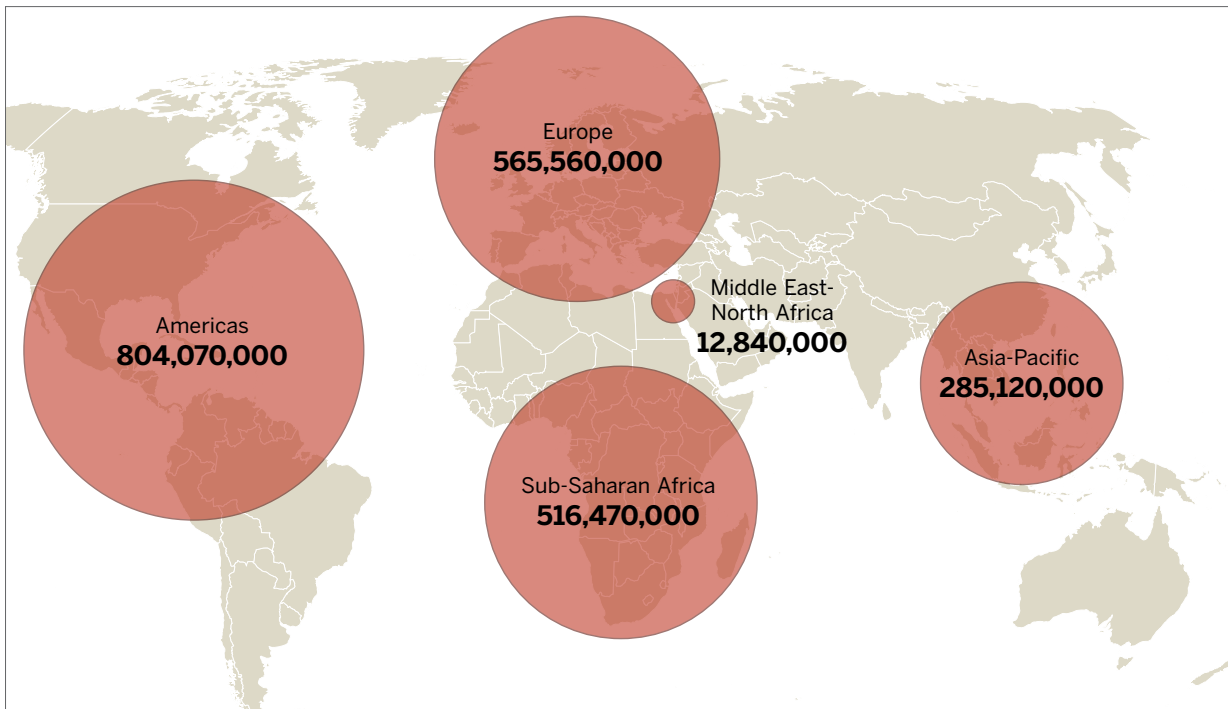
16 Watchtower, Official Web Site of Jehovah's Witnesses, <http://watchtower.org/e/publications/index.htm>.

17 ChristianScience.com, owned and operated by The First Church of Christ, Scientist, and its affiliate, The Christian Science Publishing Society, <http://christianscience.com/what-is-christian-science>.

Regional Distribution of Christians

This report divides the world into five regions to take a closer look at the geographic distribution of Christians. (For a list of the countries in each region, see World Christian Population by Region and Country on page 71.)

Distribution of Christian Population by Region



Pew Research Center's Forum on Religion & Public Life • *Global Christianity*, December 2011

The five regions are presented in descending order of Christian population, with the region with the highest number of Christians (the Americas) appearing first and the region with the lowest number of Christians (the Middle East-North Africa) appearing last.

THIS PAGE INTENTIONALLY BLANK

Americas

(51 COUNTRIES AND TERRITORIES)

Christians living in the Americas make up 37% of Christians worldwide.⁷ The three countries in the Americas with the largest Christian populations also have the three largest Christian populations in the world: the United States (247 million Christians), Brazil (176 million) and Mexico (108 million). The 10 countries in the Americas with the largest number of Christians collectively are home to a third (33%) of all the world's Christians.

10 Countries in the Americas with the Largest Number of Christians

Countries	ESTIMATED 2010 CHRISTIAN POPULATION	PERCENTAGE OF POPULATION THAT IS CHRISTIAN	PERCENTAGE OF WORLD CHRISTIAN POPULATION
United States	246,780,000	79.5%	11.3%
Brazil	175,770,000	90.2	8.0
Mexico	107,780,000	95.0	4.9
Colombia	42,810,000	92.5	2.0
Argentina	34,420,000	85.2	1.6
Peru	27,800,000	95.6	1.3
Venezuela	25,890,000	89.3	1.2
Canada	23,430,000	68.9	1.1
Chile	15,310,000	89.5	0.7
Guatemala	13,700,000	95.2	0.6
Subtotal for the 10 Countries	713,690,000	86.1	32.7
Total for Rest of Region	90,380,000	8.7	4.1
Total for Region	804,070,000	86.0	36.8
World Total	2,184,060,000	31.7	100.0

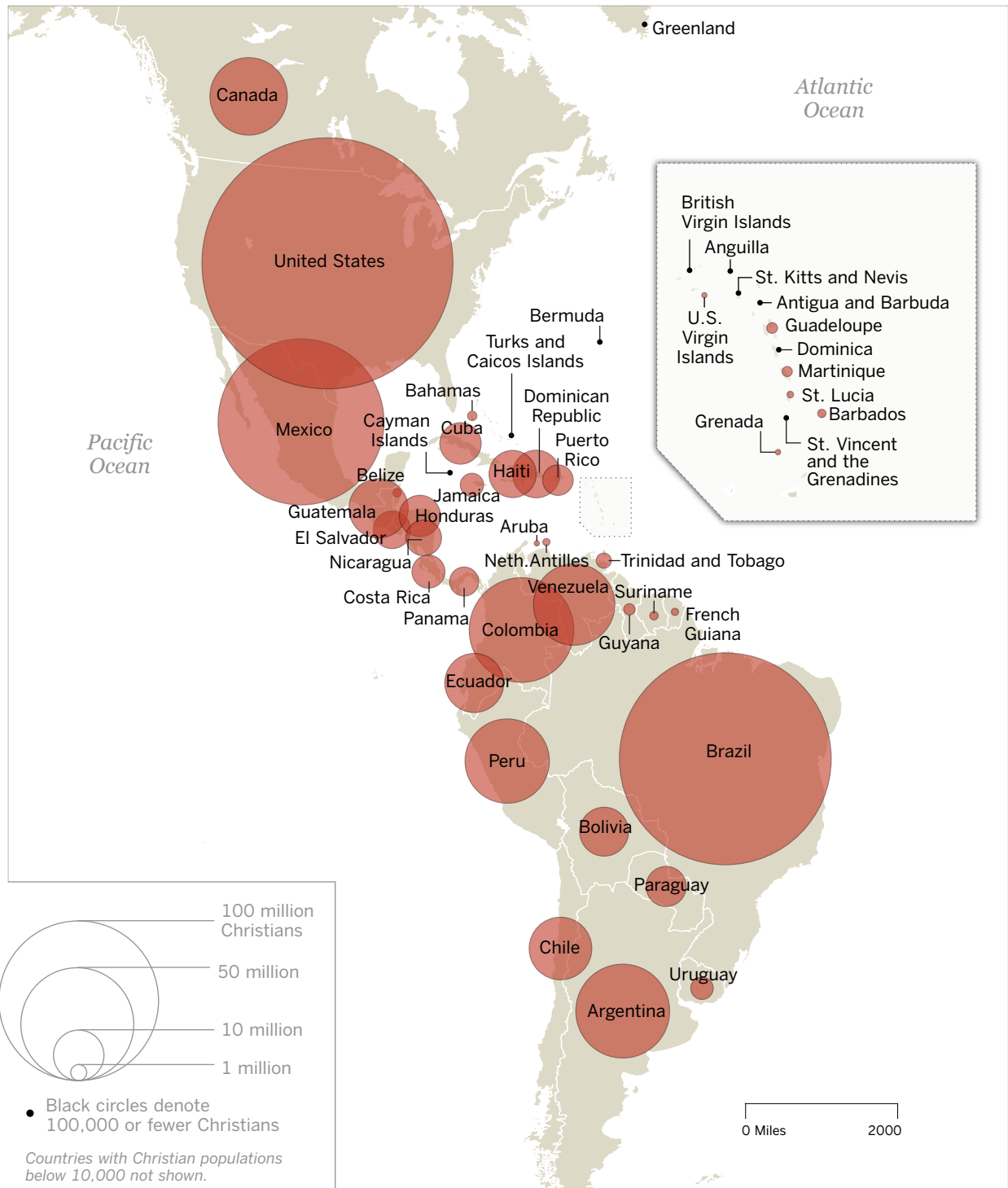
Population estimates are rounded to the ten thousands. Percentages are calculated from unrounded numbers. Figures may not add exactly due to rounding.

Pew Research Center's Forum on Religion & Public Life • *Global Christianity*, December 2011

Nearly two-thirds of Christians in the Americas (65%) are Catholic. Protestants make up a third of all Christians (33%) in the region. About 2% of the region's Christians fall into the other Christian category, and less than 1% are Orthodox Christians.

⁷ For a list of the countries and territories in the Americas, see World Christian Population by Region and Country on page 71.

Distribution of Christian Population in the Americas



Pew Research Center's Forum on Religion & Public Life • *Global Christianity*, December 2011

SPOTLIGHT ON BRAZIL

More than 175 million Brazilians are Christian, making the country's Christian population the largest outside the United States. By way of comparison, Brazil has more than twice as many Christians as Nigeria and about three times as many as Germany. Indeed, nearly one-in-twelve Christians in the world (8%) are Brazilian, and an overwhelming majority of Brazilians (90%) identify themselves as Christian.

Since the Portuguese conquest of Brazil in the 16th century, the country has been overwhelmingly Catholic. In 1950, almost 94% of Brazilians identified with Catholicism; as recently as 1980, Catholic affiliation approached 90%. Between 1980 and 2000, however, the Catholic share of Brazil's population fell by 15 percentage points to 74%.¹ Despite the decline,

Brazil's Catholic population of about 134 million remains by far the largest in the world. (Mexico's Catholic population is a distant second at 96 million.) About one-in-eight Catholics worldwide (12%) are Brazilian.

Catholicism's historical dominance in Brazil has given way to increasing Christian diversity. In 1940, only 2.6% of Brazil's population was Protestant.² Now about 21% of the population is Protestant. This fast-growing Protestant community is overwhelmingly pentecostal; according to a 2006 Pew Forum survey, 72% of Protestants interviewed indicated they were pentecostal.³ (For more details on pentecostals, see *Defining Christian Movements* on page 69.)

Pentecostal beliefs and practices also are changing the way many of Brazil's Catholics practice their faith. The 2006 Pew Forum survey found that more than half of Brazilian Catholics identify with the charismatic movement, which includes members of non-pentecostal denominations who engage in at least some spiritual practices associated with pentecostalism, such as divine healing and speaking in tongues.⁴ (For more details on charismatics, see *Defining Christian Movements* on page 69.)

1 Figures cited in this sidebar are from Brazil's national decennial census. For more details on religious trends in Brazil, see Luis Lugo, "Pope to Visit 'Pentecostalized' Brazil," Pew Forum on Religion & Public Life, 2007, <http://pewforum.org/Christian/Catholic/Pope-to-Visit-Pentecostalized-Brazil.aspx>.

2 The figure is from Brazil's national census. See Emilio Willems, *Followers of the New Faith; Culture Change and the Rise of Protestantism in Brazil and Chile*, Vanderbilt University Press, 1967, pages 66-67.

3 Approximately eight-in-ten Protestants interviewed indicated they were either pentecostal or charismatic. Survey results suggest that the Assemblies of God is the single largest pentecostal church, accounting for four-in-ten pentecostals. The survey was based on a probability sample of Brazilian cities and surrounding areas and excluded rural parts of the country. See Pew Research Center's Forum on Religion & Public Life, *Spirit and Power: A 10-Country Survey of Pentecostals*, 2006, <http://pewforum.org/Christian/Evangelical-Protestant-Churches/Spirit-and-Power.aspx>.

4 Pew Research Center's Forum on Religion & Public Life, *Spirit and Power: A 10-Country Survey of Pentecostals*, 2006, <http://pewforum.org/Christian/Evangelical-Protestant-Churches/Spirit-and-Power.aspx>.

Size of Christian Traditions in the Americas

<i>Traditions</i>	ESTIMATED 2010 CHRISTIAN POPULATION	PERCENTAGE OF REGION'S CHRISTIAN POPULATION
Catholic	520,000,000	64.7%
Protestant	263,470,000	32.8
Other Christian	17,970,000	2.2
Orthodox	2,630,000	0.3
Total Christian	804,070,000	100.0

Population estimates are rounded to the ten thousands. Percentages are calculated from unrounded numbers. Figures may not add exactly due to rounding.

Pew Research Center's Forum on Religion & Public Life
Global Christianity, December 2011

SPOTLIGHT ON THE UNITED STATES

The United States is the world's third most populous country, but it has by far the largest Christian population. With nearly a quarter of a billion Christians, the U.S. dwarfs even Brazil, which has the world's second-largest Christian community (more than 175 million). About 80% of the U.S. population identifies as Christian, and U.S. Christians represent 11% of the world's Christians.

Since the birth of the nation in 1776, the vast majority of religious Americans have been Christian. The settlers who colonized the Eastern seaboard between New France in the north and Florida in the south came largely from majority-Protestant Northern Europe, especially England, Scotland, Wales, the Netherlands, Scandinavia and Northern Germany.

American Christianity went from being dominated by a few established Protestant denominations in the founding era to today's highly diverse mix, with innumerable Protestant groups, a large Catholic population and significant numbers of Orthodox and other Christians. In 1776, the vast majority of Americans active in a religious body belonged to only a handful of Protestant denominations: Congregationalist, Episcopalian, Presbyterian, Baptist and Quaker. By the mid-19th century, however, the picture had changed. The Methodist Church had become by far the largest Protestant denomination by 1850. And before the end of the 19th century, Roman Catholics — who represented a small portion of the population in 1776 and only 5% in 1850 — became America's largest single Christian group, although Protestants collectively still greatly outnumbered Catholics. By 1906, the U.S. was home to 14 million Catholics, who represented 17% of the population.¹ Today, fortified by a steady flow of immigrants from mostly Catholic Latin America, Catholics in the U.S. number more than 74 million, about 24% of the U.S. population. The Southern Baptist Convention is now the largest U.S. Protestant denomination.²

Other factors, too, have diversified America's religious landscape. Other Christian groups such as Mormons and Jehovah's Witnesses, many of which were founded in the United States in the 19th century, have grown dramatically and together number nearly 11 million adherents, or about 3% of the U.S. population. The U.S. is also home to nearly 2 million Orthodox Christians. Membership in long-established Protestant churches, such as Congregationalists, Presbyterians, Episcopalians and Methodists, has declined, while membership in newer evangelical and pentecostal churches has grown. Today, the U.S. has more evangelical Protestants than any other country in the world.

At the same time, the proportion of Americans who are Christian has declined in recent years, from well over 90% in 1900 to almost 80% today. This has happened for a variety of reasons, including the growth in "unaffiliated" Americans (atheists, agnostics and those who say they do not have any religion in particular), as well as postwar non-Christian immigration from the Asia-Pacific region and the Middle East-North Africa. In addition, a nation whose population was overwhelmingly Protestant a century ago has had, in recent years, a declining Protestant majority (51% in 2007, according to the Pew Forum's *U.S. Religious Landscape Survey*).³

1 Historical data in this and the preceding paragraph are drawn from Roger Finke and Rodney Stark, *The Churching of America, 1776-2005: Winners and Losers in Our Religious Economy*, Rutgers University Press, 2005.

2 Pew Research Center's Forum on Religion & Public Life, *U.S. Religious Landscape Survey*, conducted in 2007 and published in 2008, <http://religions.pewforum.org/reports>.

3 Pew Research Center's Forum on Religion & Public Life, *U.S. Religious Landscape Survey*, conducted in 2007 and published in 2008, <http://religions.pewforum.org/reports>.

Europe

(50 COUNTRIES AND TERRITORIES)

Roughly a quarter of the world's Christians (26%) live in Europe.⁸ This makes Europe the region with the second-largest share of the world's Christians, following the Americas. Russia has the largest absolute number of Christians in Europe (105 million). Despite the Communist government's attempts to minimize religion in the country for much of the 20th century, more than 70% of Russians are Christian, primarily Orthodox Christian.⁹ Russia alone accounts for about 19% of Europe's Christians and nearly 5% of the world's Christians. Russia and the other nine countries with the largest number of Christians in Europe (Germany, Italy, United Kingdom, France, Ukraine, Spain, Poland, Romania and Greece) collectively are home to one-in-five (20%) of the world's Christians.

10 Countries in Europe with the Largest Number of Christians

<i>Countries</i>	ESTIMATED 2010 CHRISTIAN POPULATION	PERCENTAGE OF POPULATION THAT IS CHRISTIAN	PERCENTAGE OF WORLD CHRISTIAN POPULATION
Russia	105,220,000	73.6%	4.8%
Germany	58,240,000	70.8	2.7
Italy	51,550,000	85.1	2.4
United Kingdom	45,030,000	72.6	2.1
France	39,560,000	63.0	1.8
Ukraine	38,080,000	83.8	1.7
Spain	36,240,000	78.6	1.7
Poland	36,090,000	94.3	1.7
Romania	21,380,000	99.5	1.0
Greece	10,160,000	89.5	0.5
Subtotal for the 10 Countries	441,550,000	77.0	20.2
Total for Rest of Region	124,020,000	13.6	5.7
Total for Region	565,560,000	76.2	25.9
World Total	2,184,060,000	31.7	100.0

Population estimates are rounded to the ten thousands. Percentages are calculated from unrounded numbers. Figures may not add exactly due to rounding.

Pew Research Center's Forum on Religion & Public Life • *Global Christianity*, December 2011

⁸ For a list of the countries and territories in Europe, see World Christian Population by Region and Country on page 71.

⁹ To see how Russia ranks globally on government restrictions on religion and social hostilities involving religion, see Pew Research Center's Forum on Religion & Public Life, *Rising Restrictions on Religion*, 2011, <http://pewforum.org/Government/Rising-Restrictions-on-Religion.aspx>.

Catholics are the largest Christian group in Europe, accounting for more than four-in-ten European Christians (46%). The second-largest Christian group in Europe is the Orthodox, who make up 35% of European Christians. The overwhelming majority of the world's Orthodox Christians (76%) reside in Europe.

Size of Christian Traditions in Europe

<i>Tradition</i>	ESTIMATED 2010 CHRISTIAN POPULATION	PERCENTAGE OF REGION'S CHRISTIAN POPULATION
Catholic	261,660,000	46.3%
Orthodox	200,160,000	35.4
Protestant	100,640,000	17.8
Other Christian	3,100,000	0.5
Total Christian	565,560,000	100.0

Population estimates are rounded to the ten thousands. Percentages are calculated from unrounded numbers. Figures may not add exactly due to rounding.

Pew Research Center's Forum on Religion & Public Life
Global Christianity, December 2011

SPOTLIGHT ON GERMANY

Germany has about 58 million Christians, making it the country with the largest Christian population in Western Europe and second only to Russia in Europe as a whole. Germany's Christian population is also the ninth-largest in the world. More than 70% of the country's total population is Christian, divided almost evenly between Protestants and Roman Catholics.

Germanic tribes such as the Goths, Lombards and Franks were gradually converted to Roman Catholicism between roughly the 5th and 8th centuries. The formation of the Holy Roman Empire, beginning in the 10th century, served to consolidate Catholic influence across central Europe.

The 16th-century Protestant Reformation, launched by the German Augustinian monk Martin Luther, divided the territories of what is now Germany into a predominantly Protestant North and a predominantly Catholic South. This division endures today. (States that belonged to East Germany were predominantly Protestant, but they saw a substantial decline in religious adherence during communist rule.)

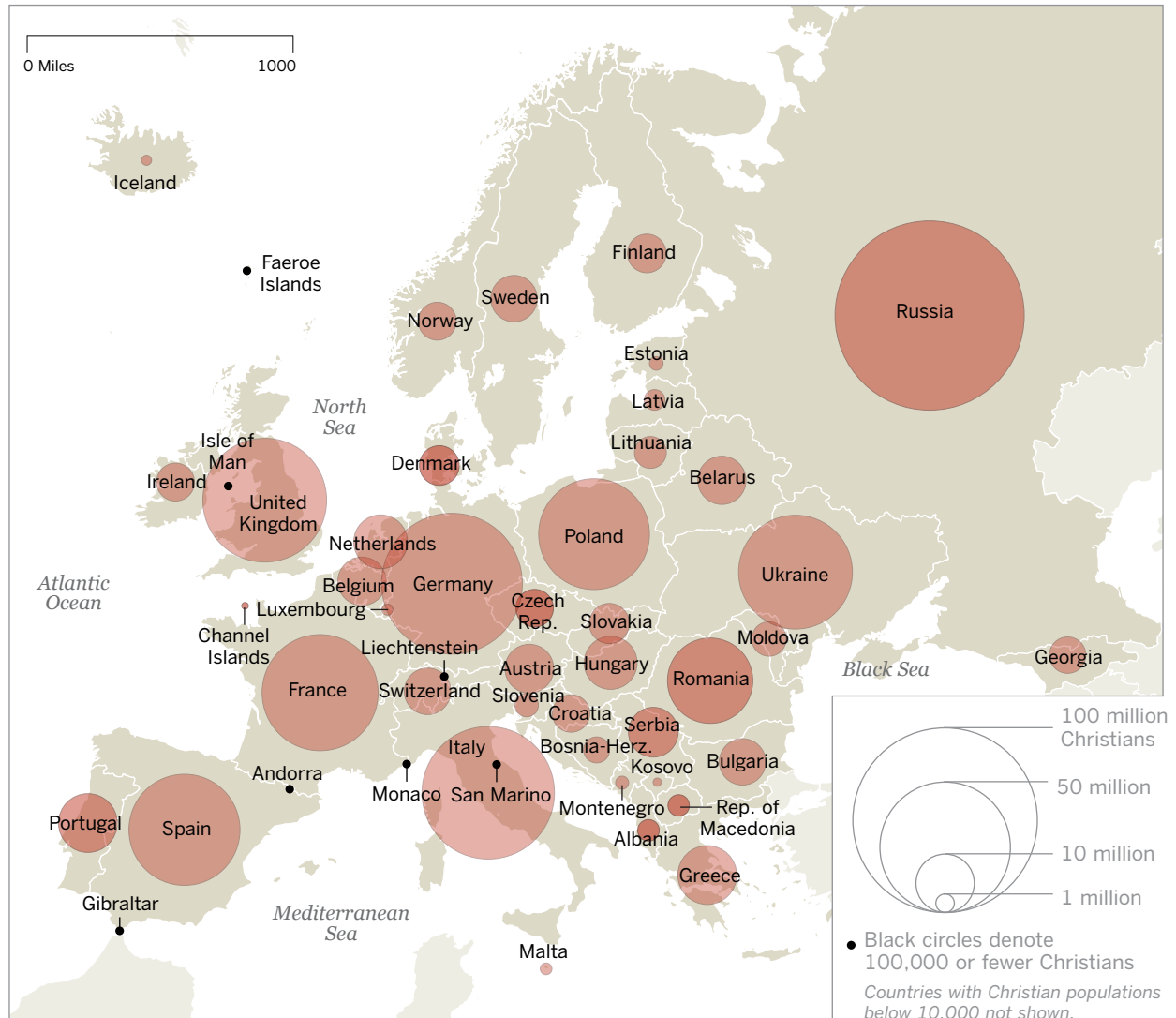
There are nearly 29 million Protestants in Germany today, accounting for about a third of the overall population, and most are members of the Evangelical Church in Germany (Evangelische Kirche in Deutschland). Roman Catholics account for a third of the German population, totaling about 28 million. Germany also is home to more than a million Orthodox Christians and more than 500,000 other Christians. According to historical estimates, roughly 60% of Germans were Protestant before World War II, and about one-third professed Roman Catholicism. This suggests that the Protestant proportion of the population has declined significantly, whereas the Catholic proportion has remained roughly the same.¹

Muslims represent the largest non-Christian religious group in Germany. Germany's estimated Muslim population in 2010 was about 4.1 million, or about 5% of the total population.²

¹ "Germany," in David B. Barrett, George Thomas Kurian and Todd M. Johnson, editors, *World Christian Encyclopedia, Volume 1: The World by Countries: Religionists, Churches, Ministries*, Oxford University Press, 2001, page 299.

² Pew Research Center's Forum on Religion & Public Life, *The Future of the Global Muslim Population: Projections for 2010-2030*, 2011, <http://pewforum.org/The-Future-of-the-Global-Muslim-Population.aspx>.

Distribution of Christian Population in Europe



Pew Research Center's Forum on Religion & Public Life • *Global Christianity*, December 2011

Although the Protestant Reformation began in Europe, today fewer than one-in-five European Christians (18%) are part of the Protestant tradition as broadly defined in this report. (See Defining Christian Traditions on page 38.)

SPOTLIGHT ON THE UNITED KINGDOM

Christians are by far the largest religious group in the United Kingdom, representing more than 70% of its population. The U.K.'s Christian population of 45 million is the fourth-largest in Europe and the 12th-largest in the world. The majority of Christians in the United Kingdom are Anglicans. (For more information on Anglicans, see *Defining Christian Traditions* on page 38.)

Christianity arrived in the British Isles as early as the 1st century. In the late 6th century, Pope Gregory the Great sent a missionary, Augustine, to convert the Anglo-Saxon peoples of Britain. Augustine became the first archbishop of Canterbury and primate of an officially recognized Church of England, in full communion with the pope. Catholic Christianity had become firmly established in England, Scotland and Wales by the time King Henry VIII declared his supremacy over the English church in 1534. While the eventual result of the English Reformation was that most of the English people came to adhere to Anglicanism, a minority remained loyal Catholics or joined "non-conformist" groups that rejected the official church as insufficiently reformed.¹

Though the United Kingdom's population remains predominantly Christian, surveys and censuses indicate that a declining share of the population identifies as Christian. For example, the Annual Population Survey conducted by Britain's Office of National Statistics found that the proportion of people professing Christianity fell from about 78% in 2004-2005 to about 72% in 2008.²

1 "UK of Great Britain & Northern Ireland," in David B. Barrett, editor, *World Christian Encyclopedia: A Comparative Study of Churches and Religions in the Modern World, AD 1900-2000*, Oxford University Press, 1982, pages 699-703.

2 Each round of the Annual Population Survey had a sample size of more than 300,000 people. The survey does not include data from Northern Ireland.

SPOTLIGHT ON RUSSIA

Straddling Europe and Asia, Russia could be considered the most populous Christian-majority country on both continents. But for the purposes of this report, Russia is considered a European nation. Its 105 million Christians constitute the world's fourth-largest Christian population (and the single largest outside the Americas). About 5% of the world's Christians live in Russia. Moreover, Russia is home to the largest autocephalous (or ecclesiastically independent) Eastern Orthodox Church in the world, the Russian Orthodox Church.¹

Byzantine monks first introduced Christianity into Russia in the 9th century. Following his baptism in 988, Vladimir I, the prince of Kiev, led his people into Christianity. The Eastern Orthodox Church has remained the largest religious institution in Russia despite monumental changes in the country's political system, from monarchy, to Soviet communism, to the current parliamentary and presidential system. Today, a little more than 70% of Russia's population identifies as Orthodox.²

While Orthodox Christianity is still the dominant religion in Russia, other Christian traditions have grown in recent decades. Outside of the Orthodox Church, Protestants constitute the largest Christian group, with nearly 3 million adherents. A large segment of the Russian population does not identify as Christian, including many who are unaffiliated with any particular religion. According to a 2011 Pew Forum report, Russia has the largest Muslim population in Europe (in absolute numbers).³

1 "Orthodox, 1910-2010," in Todd M. Johnson and Kenneth R. Ross, editors, *Atlas of Global Christianity*, Edinburgh University Press, 2009, page 86.

2 Harold Berman, "Freedom of Religion in Russia," in John Witte and Michael Bourdeaux, editors, *Proselytism and Orthodoxy in Russia: The New War for Souls*, Orbis Books, 1999, page 266.

3 The Pew Forum's January 2011 report, *The Future of the Global Muslim Population*, found that, as of 2010, there were 16.4 million Muslims in Russia. See Pew Research Center's Forum on Religion & Public Life, *The Future of the Global Muslim Population: Projections for 2010-2030*, 2011, <http://pewforum.org/The-Future-of-the-Global-Muslim-Population.aspx>.

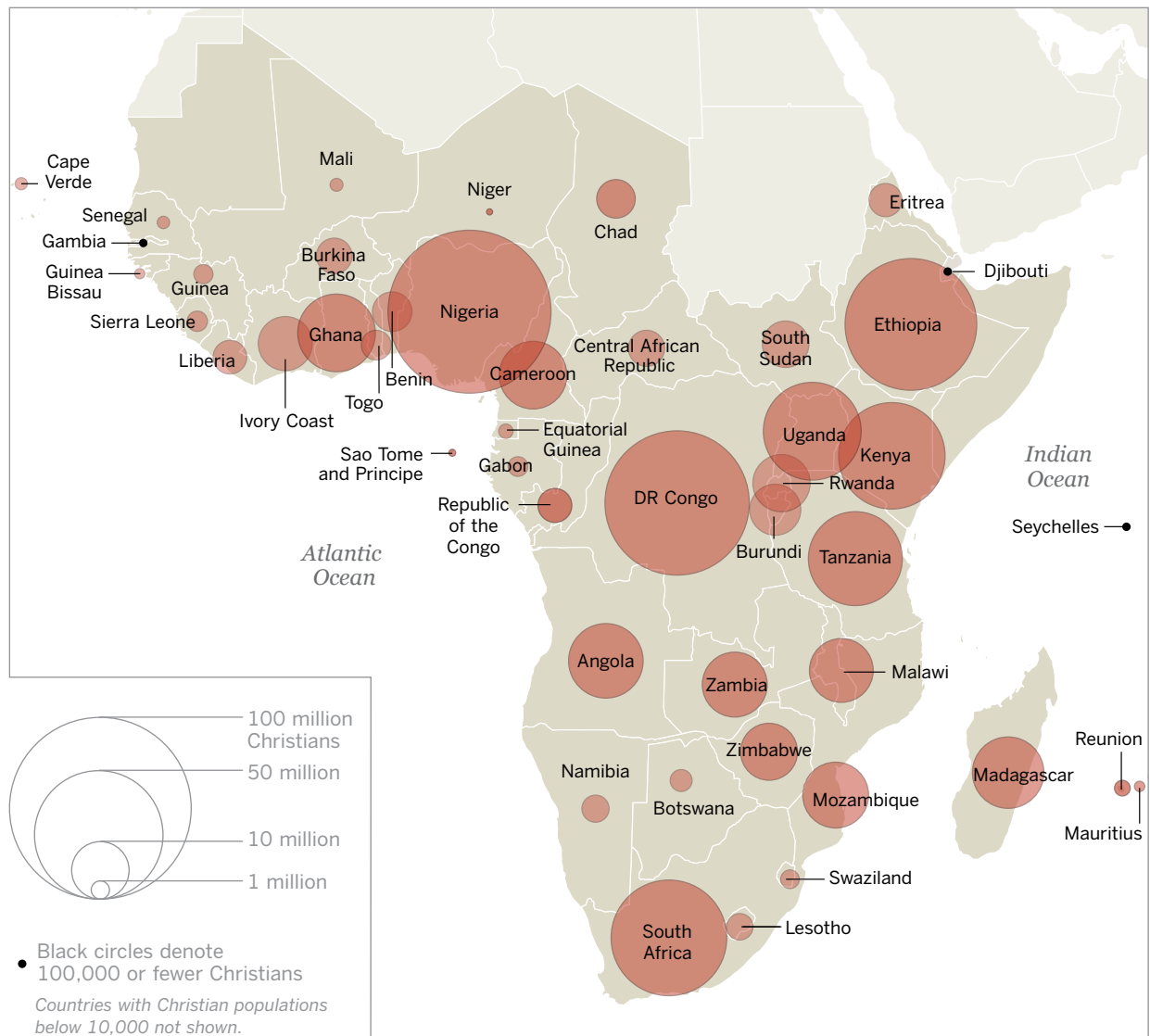
THIS PAGE INTENTIONALLY BLANK

Sub-Saharan Africa

(51 COUNTRIES AND TERRITORIES)

Sub-Saharan Africa has more than 500 million Christians, which makes it the region with the third-largest number of Christians worldwide.¹⁰ Collectively, the region's 51 countries and territories are home to nearly a quarter of the world's Christians (24%).

Distribution of Christian Population in Sub-Saharan Africa



Pew Research Center's Forum on Religion & Public Life • *Global Christianity*, December 2011

¹⁰ For a list of the countries and territories in sub-Saharan Africa, see *World Christian Population by Region and Country* on page 71.

Together, the 10 countries with the largest number of Christians in sub-Saharan Africa have about one-in-six of the world's Christians.

10 Countries in Sub-Saharan Africa with the Largest Number of Christians

<i>Countries</i>	ESTIMATED 2010 CHRISTIAN POPULATION	PERCENTAGE OF POPULATION THAT IS CHRISTIAN	PERCENTAGE OF WORLD CHRISTIAN POPULATION
Nigeria	80,510,000	50.8%	3.7%
DR Congo	63,150,000	95.7	2.9
Ethiopia	52,580,000	63.4	2.4
South Africa	40,560,000	80.9	1.9
Kenya	34,340,000	84.8	1.6
Uganda	28,970,000	86.7	1.3
Tanzania	26,740,000	59.6	1.2
Ghana	18,260,000	74.9	0.8
Angola	16,820,000	88.2	0.8
Madagascar	15,430,000	74.5	0.7
Subtotal for the 10 Countries	377,360,000	69.8	17.3
Total for Rest of Region	139,110,000	12.6	6.4
Total for Region	516,470,000	62.7	23.6
World Total	2,184,060,000	31.7	100.0

Population estimates are rounded to the ten thousands. Percentages are calculated from unrounded numbers. Figures may not add exactly due to rounding.

Pew Research Center's Forum on Religion & Public Life • *Global Christianity*, December 2011

The majority of Christians in sub-Saharan Africa are Protestant (57%), as broadly defined in this report; this includes members of African Independent Churches and Anglicans.¹¹ About one-in-three Christians in the region (34%) are Catholic. Orthodox Christians account for about 8% of the region's Christians, and other Christians make up the remaining 1%.

¹¹ African Independent Churches are Christian churches in sub-Saharan Africa that developed and function outside the control of Western missions or churches. Some AICs (also called African Initiated, Indigenous or Instituted Churches) incorporate aspects of traditional African religions, including revelatory dreams and visions, healing practices and belief in a spirit world. For more information, see Pew Research Center's Forum on Religion & Public Life, *Tolerance and Tension: Islam and Christianity in Sub-Saharan Africa*, 2010, <http://pewforum.org/executive-summary-islam-and-christianity-in-sub-saharan-africa.aspx>.

SPOTLIGHT ON NIGERIA

Nigeria is sub-Saharan Africa's most populous country and is home to the region's largest Christian population. The West African nation has more than 80 million Christians, who account for about half of the country's total population. There are more Christians in Nigeria than in any single nation in traditionally Christian Western Europe.¹ In fact, Nigeria's Christian population is nearly the same size as the total population of Germany. Nigeria's Muslim population is nearly equal to its Christian population; according to the Pew Forum's 2011 analysis of the global Muslim population, there were about 76 million Muslims in Nigeria in 2010.²

Because the proportion of Muslims and Christians in Nigeria is a sensitive political issue, the national census has not asked questions about religion since 1963.³ In 1953, 21.4% of Nigeria's population was Christian, 45.3% was Muslim and 33.3% belonged to other religions, including African traditional religions. By 1963, the percentage of the population that belonged to other religions had declined by 15 points, nearly matching the 13.1-point increase for Christians. During this same period, the percentage of Muslims increased by less than 2 points.⁴ Christians have since increased in number and share to become about half of the population.

Nigeria's large Christian community is diverse. It includes nearly 60 million Protestants (broadly defined), about 20 million Catholics and more than 750,000 other Christians. All of Christianity's major groups have grown in Nigeria since the 1970s, but the growth of pentecostal churches has been especially dramatic in recent decades.⁵

1 For the purposes of this report, traditionally Christian Western Europe includes the following countries: Austria, Belgium, Denmark, Finland, France, Germany, Greece, Ireland, Italy, Luxembourg, the Netherlands, Norway, Portugal, Spain, Sweden, Switzerland and the United Kingdom.

2 Pew Research Center's Forum on Religion & Public Life, *The Future of the Global Muslim Population: Projections for 2010-2030*, 2011, <http://pewforum.org/The-Future-of-the-Global-Muslim-Population.aspx>.

3 Pew Research Center's Forum on Religion & Public Life, *Spirit and Power: A 10-Country Survey of Pentecostals*, 2006, <http://pewforum.org/Christian/Evangelical-Protestant-Churches/Spirit-and-Power.aspx>.

4 Pew Research Center's Forum on Religion & Public Life, *Spirit and Power: A 10-Country Survey of Pentecostals*, 2006, page 85, <http://pewforum.org/Christian/Evangelical-Protestant-Churches/Spirit-and-Power.aspx>.

5 Allan Anderson, *An Introduction to Pentecostalism: Global Charismatic Christianity*, Cambridge University Press, 2004, pages 159-161.

Size of Christian Traditions in Sub-Saharan Africa

<i>Tradition</i>	ESTIMATED 2010 CHRISTIAN POPULATION	PERCENTAGE OF REGION'S CHRISTIAN POPULATION
Protestant	295,510,000	57.2%
Catholic	176,040,000	34.1
Orthodox	40,120,000	7.8
Other Christian	4,790,000	0.9
Total Christian	516,470,000	100.0

Population estimates are rounded to the ten thousands.
Percentages are calculated from unrounded numbers.
Figures may not add exactly due to rounding.

Pew Research Center's Forum on Religion & Public Life
Global Christianity, December 2011

SPOTLIGHT ON ETHIOPIA

Ethiopia has the third-largest Christian population in sub-Saharan Africa, after Nigeria and the Democratic Republic of the Congo. Ethiopia has had a significant Christian presence since the establishment of the Ethiopian Orthodox Church in the early 4th century. Since that time, the Orthodox Church has remained Ethiopia's most influential religious body, with strong links between church, state and national identity.¹ Today, the country's Christians represent about 63% of the population. Muslims constitute the largest non-Christian group, accounting for about a third of the population.²

Ethiopia's Christian community dates back to the early 4th century, when the emperor of the Ethiopian Axumite Kingdom converted to Christianity. After the emperor's conversion, the patriarch of Alexandria in Egypt appointed a bishop to oversee a new church in Ethiopia. The Ethiopian Orthodox Church remained under the oversight of Egyptian Orthodox bishops of the Coptic Church until 1959, when it came under an Ethiopian patriarch. Like the Coptic Church and other Oriental Orthodox churches, the Ethiopian Orthodox Church teaches that Christ has one indivisible nature rather than two separate natures, divine and human (see *Defining Christian Traditions* on page 38). One of the world's oldest churches, the Ethiopian Orthodox Church has its own liturgical language and calendar.³

The vast majority of Ethiopia's Christians have adhered to the Ethiopian Orthodox Church for most of the past 1,700 years.⁴ Significant diversity has begun to characterize Ethiopia's Christian population only in the last 25 years.⁵ Protestants and Catholics combined accounted for less than 5% of the population as recently as 1980.⁶ Today, however, the groups classified in this report as Protestant — including Anglicans and members of African Independent Churches — represent nearly 20% of all Ethiopians and 30% of the country's Christians. Roman Catholics make up less than 1% of Ethiopia's total population.

1 "Ethiopian Orthodox church," in *The New Encyclopaedia Britannica*, Volume 4, Encyclopaedia Britannica, Inc., 2007, page 581.

2 Pew Research Center's Forum on Religion & Public Life, *The Future of the Global Muslim Population: Projections for 2010-2030*, 2011, <http://pewforum.org/The-Future-of-the-Global-Muslim-Population.aspx>.

3 Getnet Tamene, "Features of the Ethiopian Orthodox Church and the Clergy," in *Asian and African Studies*, Volume 7, Issue 1, 1998, pages 87-104; "Ethiopia," in David B. Barrett, editor, *World Christian Encyclopedia: A Comparative Study of Churches and Religions in the Modern World, AD 1900-2000*, Oxford University Press, 1982, page 284.

4 "Ethiopia," in David B. Barrett, editor, *World Christian Encyclopedia: A Comparative Study of Churches and Religions in the Modern World, AD 1900-2000*, Oxford University Press, 1982, pages 283-284.

5 "Ethiopia," in David B. Barrett, George Thomas Kurian and Todd M. Johnson, editors, *World Christian Encyclopedia, Volume 1: The World by Countries: Religionists, Churches, Ministries*, Oxford University Press, 2001, page 266.

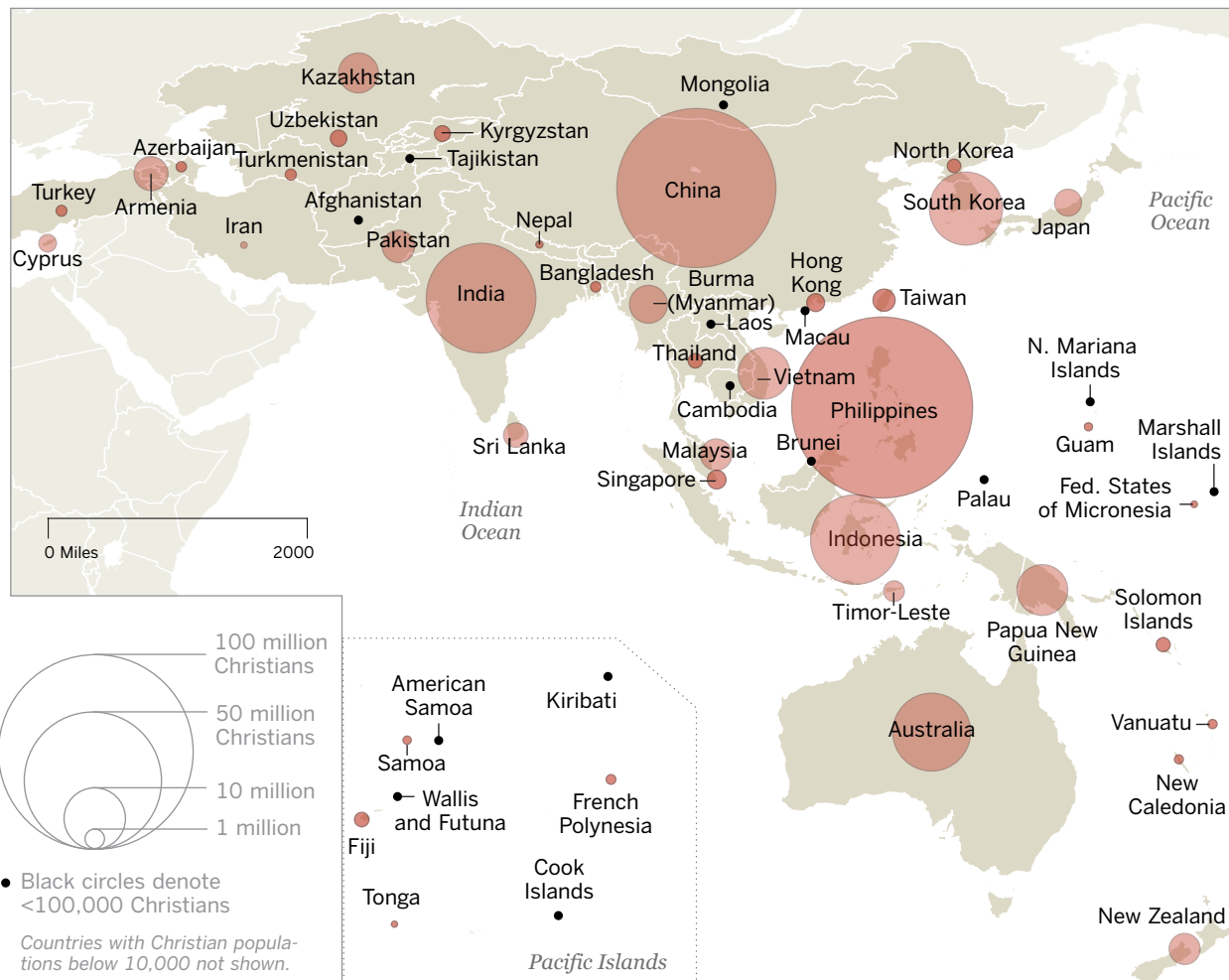
6 "Ethiopia," in David B. Barrett, editor, *World Christian Encyclopedia: A Comparative Study of Churches and Religions in the Modern World, AD 1900-2000*, Oxford University Press, 1982, page 283.

Asia-Pacific

(60 COUNTRIES AND TERRITORIES)

The Asia-Pacific region includes 13% of the world's Christians.¹² The region's largest Christian population in absolute numbers is in the Philippines, a country that is overwhelmingly Christian (93%). Christians make up a minority of the population in China (5%), India (3%) and Indonesia (9%), but because these countries have very large populations, their Christian minorities are large in number. Collectively, the 10 countries with the largest Christian populations in the region are home to 12% of all Christians worldwide.

Distribution of Christian Population in Asia-Pacific



Pew Research Center's Forum on Religion & Public Life • *Global Christianity*, December 2011

¹² For a list of the countries and territories in Asia and the Pacific, see *World Christian Population by Region and Country* on page 71.

SPOTLIGHT ON CHINA

China, the world's most populous country, is home to the world's seventh-largest Christian population. (For details on this study's multi-sourced estimate for China, see Appendix C.) In the Asia-Pacific region, only the Philippines has a larger Christian population. Mainland China has roughly 67 million Christians, representing about 5% of the country's total population.¹ China is home to the world's largest number of Christians living as a minority. (See *Living as Majorities and Minorities* on page 19.)

As recently as three decades ago, few researchers even within mainland China knew whether religion had survived the Cultural Revolution (1966-1976) initiated by Chairman Mao Zedong. It is clear now, however, that religion not only survived but that hundreds of millions of Chinese today have some religious faith, including tens of millions of Christians. Visible in nearly every major Chinese city are the steeples of churches affiliated with one of the two state-approved and state-regulated Christian associations: the Protestant Three-Self Patriotic Movement and the Patriotic Catholic Association. Both associations operate their own seminaries, employ thousands of clergy and are served by the Amity Printing Company in Nanjing, which prints more than 10 million Bibles annually.

Despite these visible manifestations of Chinese Christianity, there are significant challenges in estimating its actual size. Published estimates range from about 1% of the population in some relatively small-sample public opinion surveys to about 8% based on reviews of church membership reports.² Indeed, the estimate offered in this study (5%) is only an approximate one. (See Appendix C for more details.)

A precise figure for the number of Christians in China is difficult to nail down because, aside from the fact that China does not ask about religion on its census, there is no fully representative survey of China's 1.3 billion people. A further complication is that a substantial number of Christians worship in independent, unregistered churches. These churches do not have legal status because they have not affiliated with one of the two officially approved associations. Unregistered independent Protestant churches, often referred to as "house churches," meet in various venues including homes, rented facilities, businesses and even public places. Additionally, a substantial number of Catholics worship in unregistered congregations that refuse to join the Patriotic Catholic Association. A main point of contention is that the Association operates independently from Rome; for instance, it appoints bishops without the approval of the pope.

Unregistered churches in China operate in what Purdue University Professor Fenggang Yang refers to as "grey" or "black" religious marketplaces.³ In practice, unregistered churches are forced to operate on the edges of the law. This is because there are few specific laws that clearly establish the limits and freedoms of religious groups in society.⁴ Because of the ambiguous, and sometimes adversarial, relationship between the government and Christian groups that are not willing to join the state-approved associations, attempts to measure the size of these groups can be met with suspicion by all sides.

1 This study includes separate estimates for Hong Kong, Macau and Taiwan.

2 Pew Research Center's Forum on Religion & Public Life, *Religion in China on the Eve of the 2008 Beijing Olympics*, 2008, <http://pewforum.org/Importance-of-Religion/Religion-in-China-on-the-Eve-of-the-2008-Beijing-Olympics.aspx>.

3 Fenggang Yang, "The Red, Black, and Gray Markets of Religion in China," *The Sociological Quarterly*, Volume 47, 2006, pages 93-122.

4 For an overview of China's restrictions on religion in a global context, see Pew Research Center's Forum on Religion & Public Life, *Rising Restrictions on Religion*, 2011, <http://pewforum.org/Government/Rising-Restrictions-on-Religion.aspx>.

As noted above, this study's review of numerous research sources suggests that Christians make up approximately 5% of China's population, numbering about 67 million. Of these, roughly 9 million (0.7% of China's total population) are Catholics, including 5.7 million who are affiliated with the state-approved Patriotic Catholic Association and a conservatively estimated 3.3 million who are affiliated solely with unregistered Catholic congregations. The exact number of Catholics in unregistered congregations is difficult to estimate because there may be double counting in some Catholic dioceses where churches and bishops are affiliated with both the official and unofficial churches. For instance, Beijing Archbishop Joseph Li Shan is recognized by both the Chinese Patriotic Catholic Association and the Vatican.

Christians affiliated with the state-approved Protestant Three-Self Patriotic Movement number roughly 23 million (1.7% of the total population). This study estimates that an additional 35 million Christians in China (2.6% of the population) are affiliated with unregistered churches or attend state-approved churches without having formal membership. Additionally, there are small populations of Orthodox Christians and other Christians, some of whom are expatriates.

The general consensus among scholars of religion in China is that Christianity has grown substantially during the past three decades. It is too soon to know, however, whether Christianity's growth has peaked or will continue in the years ahead. Whichever turns out to be the case, the religious future of the world's most populous country will have a major impact not only on Christianity but on other religious traditions as well. (Additional information on the religious situation in China is included in Appendix C: Methodology for China.)

Size of Christian Traditions in Asia-Pacific

<i>Traditions</i>	ESTIMATED 2010 CHRISTIAN POPULATION	PERCENTAGE OF REGION'S CHRISTIAN POPULATION
Protestant	139,290,000	48.9%
Catholic	131,320,000	46.1
Orthodox	11,960,000	4.2
Other Christian	2,560,000	0.9
Total Christian	285,120,000	100.0

Population estimates are rounded to the ten thousands.
Percentages are calculated from unrounded numbers.
Figures may not add exactly due to rounding.

Pew Research Center's Forum on Religion & Public Life
Global Christianity, December 2011

Slightly less than half of Christians in the Asia-Pacific region (49%) are Protestant, as broadly defined in this report (see page 38). Most of the remaining Christians in the region are Catholic (46%), while 4% are Orthodox. About 1% belong to other Christian traditions.

10 Countries in Asia-Pacific with the Largest Number of Christians

<i>Countries</i>	ESTIMATED 2010 CHRISTIAN POPULATION	PERCENTAGE OF POPULATION THAT IS CHRISTIAN	PERCENTAGE OF WORLD CHRISTIAN POPULATION
Philippines	86,790,000	93.1%	4.0%
China	67,070,000	5.0	3.1
India	31,850,000	2.6	1.5
Indonesia	21,160,000	8.8	1.0
Australia	16,030,000	72.0	0.7
South Korea	14,100,000	29.3	0.6
Vietnam	7,030,000	8.0	0.3
Papua New Guinea	6,800,000	99.2	0.3
Kazakhstan	4,190,000	26.2	0.2
Burma (Myanmar)	3,790,000	7.9	0.2
Subtotal for the 10 Countries	258,810,000	8.3	11.9
Total for Rest of Region	26,310,000	0.5	1.2
Total for Region	285,120,000	7.0	13.1
World Total	2,184,060,000	31.7	100.0

Population estimates are rounded to the ten thousands. Percentages are calculated from unrounded numbers. Figures may not add exactly due to rounding. See Appendix C for details on the range of estimates available for China.

Pew Research Center's Forum on Religion & Public Life • *Global Christianity*, December 2011

SPOTLIGHT ON THE PHILIPPINES

The Philippines has the fifth-largest Christian population in the world, with about 87 million Christians. Indeed, the Philippines has the largest Christian population outside of the Americas and Europe. It also has the third-largest Catholic population in the world (at about 76 million), behind Brazil and Mexico and slightly ahead of the U.S. Catholic population. (See table on page 23.)

Roman Catholic priests and missionaries began arriving in the Philippines in the 16th and 17th centuries, around the time of the Spanish conquest of the country. The church steadily gained adherents over the centuries. By 1900, nearly three-quarters of the population professed Roman Catholicism.¹ Spain's control of the archipelago, which did not formally end until 1898 with the advent of American colonial rule, gave the church in the Philippines a Spanish cast, particularly in terms of leadership. The first Filipino bishop was consecrated in 1905, and the first Filipino cardinal in 1960.² Today, Roman Catholics make up about 81% of the country's population.

Though overwhelmingly Catholic, the Christian population of the Philippines also includes a significant number of Protestants. About one-in-ten Filipinos (11%) are Protestant. The Pew Forum's 2006 survey of pentecostals found that nearly seven-in-ten Filipino Protestants were either pentecostal (37% of Protestants) or charismatic (30% of Protestants).³ (For definitions of charismatic and pentecostal, see Defining Christian Movements on page 69.)

The country also has one of the world's largest populations of charismatic Catholics. The largest and most visible charismatic Catholic organization in the Philippines is El Shaddai, under the leadership of a layperson, Mike Velarde.⁴ Among the largest pentecostal churches and organizations are Church of Christ (Manalista), Jesus is Lord Fellowship and the Assemblies of God.⁵

Continued on page 62

1 "Philippines," in David B. Barrett, editor, *World Christian Encyclopedia: A Comparative Study of Churches and Religions in the Modern World, AD 1900-2000*, Oxford University Press, 1982, page 562.

2 "Philippines," in David B. Barrett, editor, *World Christian Encyclopedia: A Comparative Study of Churches and Religions in the Modern World, AD 1900-2000*, Oxford University Press, 1982, page 564.

3 Pew Research Center's Forum on Religion & Public Life, *Spirit and Power: A 10-Country Survey of Pentecostals*, 2006, <http://pewforum.org/Christian/Evangelical-Protestant-Churches/Spirit-and-Power.aspx>.

4 Katharine L. Wiegele, *Investing in Miracles: El Shaddai and the Transformation of Popular Catholicism in the Philippines*, Ateneo de Manila University Press, 2007; Allan Anderson, *An Introduction to Pentecostalism: Global Charismatic Christianity*, Cambridge University Press, 2004, page 155.

5 "Philippines," in David B. Barrett, George Thomas Kurian and Todd M. Johnson, editors, *World Christian Encyclopedia, Volume 1: The World by Countries: Religionists, Churches, Ministries*, Oxford University Press, 2001, pages 598-600.

About 1% of the population of the Philippines belongs to other Christian groups. One of the largest non-Protestant Christian groups in the country is the Church of Christ (Iglesia ni Cristo), a non-Trinitarian indigenous church founded in 1914.⁶

More than 6 million Filipinos, or about 7% of the population, are non-Christians, most of whom are Muslim.⁷

6 "Philippines," in David B. Barrett, editor, *World Christian Encyclopedia: A Comparative Study of Churches and Religions in the Modern World, AD 1900-2000*, Oxford University Press, 1982, page 564; Robert R. Reed, "The Iglesia ni Cristo, 1914-2000: From Obscure Philippine Faith to Global Belief System," *Bijdragen tot de Taal-, Land- en Volkenkunde*, Volume 157, Number 3, pages 561-608.

7 For more information on the Muslim population of the Philippines, see Pew Research Center's Forum on Religion & Public Life, *The Future of the Global Muslim Population: Projections for 2010-2030*, 2011, <http://pewforum.org/The-Future-of-the-Global-Muslim-Population.aspx>.

Middle East-North Africa

(20 COUNTRIES AND TERRITORIES)

The Middle East-North Africa region is home to less than 1% of the world's Christians.¹³ Only about 4% of the region's residents are Christian. Although Christianity began in this region, it now has the lowest overall number of Christians and the smallest share of its population that is Christian. Christians are a minority in every country in the region. Lebanon has by far the highest percentage of Christians (38%) in the region. The only other countries in the region where more than 10% of the population is Christian are the Gulf states of Bahrain, Kuwait, Qatar and the United Arab Emirates. Though Christians make up only about 5% of the population in Egypt and Sudan, these two countries combined contain about half of all Christians in the region.

Distribution of Christian Population in Middle East-North Africa



Pew Research Center's Forum on Religion & Public Life • *Global Christianity*, December 2011

¹³ For a list of the countries and territories in the Middle East and North Africa, see World Christian Population by Region and Country on page 71.

10 Countries in Middle East-North Africa with the Largest Number of Christians

<i>Countries</i>	ESTIMATED 2010 CHRISTIAN POPULATION	PERCENTAGE OF POPULATION THAT IS CHRISTIAN	PERCENTAGE OF WORLD CHRISTIAN POPULATION
Egypt	4,290,000	5.3%	0.2%
Sudan	1,760,000	5.4	< 0.1
Lebanon	1,620,000	38.3	< 0.1
Saudi Arabia	1,200,000	4.4	< 0.1
Syria	1,060,000	5.2	< 0.1
United Arab Emirates	940,000	12.6	< 0.1
Kuwait	390,000	14.3	< 0.1
Iraq	270,000	0.9	< 0.1
Qatar	240,000	13.8	< 0.1
Bahrain	180,000	14.5	< 0.1
Subtotal for the 10 Countries	11,960,000	5.7	0.5
Total for Rest of Region	880,000	0.2	< 0.1
Total for Region	12,840,000	3.8	0.6
World Total	2,184,060,000	31.7	100.0

Population estimates are rounded to the ten thousands. Percentages are calculated from unrounded numbers. Figures may not add exactly due to rounding.

Pew Research Center's Forum on Religion & Public Life • *Global Christianity*, December 2011

About 44% of Christians in the region are Catholic, including many Eastern-rite Catholics. Roughly the same proportion (43%) are Orthodox Christian. More than one-in-ten are Protestant (14%).

Size of Christian Traditions in Middle East-North Africa

<i>Traditions</i>	ESTIMATED 2010 CHRISTIAN POPULATION	PERCENTAGE OF REGION'S CHRISTIAN POPULATION
Catholic	5,580,000	43.5%
Orthodox	5,510,000	43.0
Protestant	1,730,000	13.5
Other Christian	10,000	< 0.1
Total Christian	12,840,000	100.0

Population estimates are rounded to the ten thousands. Percentages are calculated from unrounded numbers. Figures may not add exactly due to rounding.

Pew Research Center's Forum on Religion & Public Life
Global Christianity, December 2011

SPOTLIGHT ON EGYPT

No nation in the Middle East-North Africa region has a larger Christian community than Egypt. Though media reports sometimes suggest that Christians make up 10% or more of Egypt's population of approximately 80 million people, census and survey data analyzed for this report indicate that Egypt's Christian population is about half that size. The study finds that there are 4.3 million Christians in Egypt — more than in Lebanon, Saudi Arabia and Syria combined.

Nine-in-ten Egyptian Christians are Orthodox Christian. Most Christians in Egypt belong to the Coptic Orthodox Church, which is an Oriental Orthodox church.¹ (See Defining Christian Traditions on page 38.)

Census and demographic survey data suggest that the Christian share of Egypt's total population has been declining.² The highest share reported in the past century was in 1927, when the census found that 8.3% of Egyptians were Christian. In each of the eight subsequent censuses, the Christian share of the population gradually shrank.³ The most recent census, in 2006, found that about 5% of the population was Christian. The Pew Forum's 2011 report on the global Muslim population estimated that approximately 95% of Egyptians were Muslim in 2010.⁴

Although Egypt's Christian population is overwhelmingly Orthodox, other Christian denominations and movements have a significant presence in the country. For example, there are an estimated 140,000 Egyptian Catholics and more than 250,000 Egyptian Protestants. Evangelical, pentecostal and charismatic movements have influenced Protestantism in Egypt, leading, for example, to the formation of the Coptic Evangelical Organization for Social Services, founded by evangelical layman Samuel Habib in 1950 to promote community development.⁵

1 "July-December, 2010 International Religious Freedom Report," U.S. State Department, http://www.state.gov/g/drl/rls/irf/2010_5/168262.htm.

2 Of course, it is possible that Christians in Egypt have been undercounted in censuses and demographic surveys. According to the Pew Forum's August 2011 report *Rising Restrictions on Religion*, Egypt has very high government restrictions on religion as well as very high social hostilities involving religion. These factors may lead some Christians, particularly converts from Islam, to be cautious about revealing their faith. Government records may also undercount Christians. According to news reports, for example, some Egyptian Christians have complained that they are listed on official identity cards as Muslims. For more information, see <http://pewresearch.org/pubs/1770/ask-the-expert-pew-research-center#christians-egypt>.

3 Data on fertility patterns in Egypt support census accounts of a declining Christian population share. For decades, Christian fertility in Egypt has been lower than Muslim fertility. See Youssef Courbage and Philippe Fargues (1997), *Christians and Jews Under Islam*, I.B. Tauris & Co. Translated by Judy Mabro, p. 200; see also Elana Ambrosetti and Nahid Kamal (2008), "The Relationship between Religion and Fertility: The Case of Bangladesh and Egypt." Paper presented at the 2008 European Population Conference.

4 Pew Research Center's Forum on Religion & Public Life, *The Future of the Global Muslim Population: Projections for 2010-2030*, 2011, <http://pewforum.org/The-Future-of-the-Global-Muslim-Population.aspx>.

5 Paul Rowe, "Building Coptic Civil Society: Christian Groups and the State in Mubarak's Egypt," *Middle Eastern Studies*, Volume 45, Issue 1, 2009, page 120.

THIS PAGE INTENTIONALLY BLANK

Christian Movements and Denominations

According to a Pew Forum analysis of estimates from the Center for the Study of Global Christianity (CSGC) at Gordon-Conwell Theological Seminary, there are about 279 million pentecostal Christians and 305 million charismatic Christians in the world. (See Defining Christian Movements on page 69.) This means that, according to this analysis, pentecostal and charismatic Christians together make up about 27% of all Christians and more than 8% of the world's total population.¹⁴ (As noted in the Executive Summary, these estimates are based primarily on numbers provided by Christian organizations and are derived differently from the other figures in this study, which are based mainly on censuses and surveys; see Methodology for Estimating Christian Movements on page 95 for more details.)

Christians by Movement

<i>Movements</i>	ESTIMATED NUMBER	PERCENTAGE OF TOTAL WORLD POPULATION	PERCENTAGE OF WORLD CHRISTIAN POPULATION
Pentecostal	279,080,000	4.0%	12.8%
Charismatic	304,990,000	4.4	14.0
Pentecostal & Charismatic together	584,080,000	8.5	26.7
Evangelical	285,480,000	4.1	13.1

Source: Center for the Study of Global Christianity. Pentecostals and charismatics are mutually exclusive categories. They overlap, however, with the evangelical category, and the three categories should not be added together. Many Christians do not identify with any of these movements. Population estimates are rounded to the ten thousands. Percentages are calculated from unrounded numbers. Pentecostal and charismatic figures may not add exactly due to rounding.

Pew Research Center's Forum on Religion & Public Life • *Global Christianity*, December 2011

In addition, more than 285 million Christians are classified by the CSGC as evangelical, either because they belong to churches affiliated with regional or global evangelical associations or because they identify as evangelicals. Because many pentecostals and charismatics also are evangelicals, these categories are not mutually exclusive; the number of evangelicals should not be added to the number of pentecostal and charismatic Christians.

¹⁴ The Center for the Study of Global Christianity (CSGC) has a slightly larger estimate of the total 2010 Christian population (2.27 billion) than the Pew Forum does (2.18 billion). Therefore, the combined pentecostal and charismatic population of 584 million equals a smaller share of the CSGC's Christian universe (25.7%).

Pentecostals by Region

<i>Regions</i>	PERCENTAGE OF REGION THAT IS PENTECOSTAL	PERCENTAGE OF WORLD PENTECOSTAL POPULATION
Americas	10.9%	36.7%
Sub-Saharan Africa	14.8	43.7
Asia-Pacific	1.1	15.5
Europe	1.5	4.0
Middle East-North Africa	0.1	0.1
World Total	4.0	100.0

Source: Pew Forum analysis of data from the Center for the Study of Global Christianity. Percentages may not add exactly due to rounding.

Pew Research Center's Forum on Religion & Public Life
Global Christianity, December 2011

Charismatics by Region

<i>Regions</i>	PERCENTAGE OF REGION THAT IS CHARISMATIC	PERCENTAGE OF WORLD CHARISMATIC POPULATION
Americas	15.8%	48.5%
Sub-Saharan Africa	6.5	17.4
Asia-Pacific	2.2	29.5
Europe	1.8	4.3
Middle East-North Africa	0.2	0.3
World Total	4.4	100.0

Source: Pew Forum analysis of data from the Center for the Study of Global Christianity. Percentages may not add exactly due to rounding.

Pew Research Center's Forum on Religion & Public Life
Global Christianity, December 2011

The Pew Forum's analysis of CSGC data estimates that about eight-in-ten of the world's pentecostals reside either in sub-Saharan Africa (44%) or in the Americas (37%). According to this analysis, 15% of the total population in sub-Saharan Africa is pentecostal, as is 11% of the population in the Americas. Nearly one-in-six (16%) pentecostals live in Asia and the Pacific, although only about 1% of the total population of the region is pentecostal.

Almost half (49%) of all charismatic Christians in the world live in the Americas, a region in which 16% of the population is charismatic. Nearly 30% of charismatics live in the Asia-Pacific region.

Sub-Saharan Africa has both the greatest concentration of evangelical Christians (13% of sub-Saharan Africa is evangelical) and the largest share of the world's evangelicals (38%). About one-in-three evangelicals live in the Americas (33%) and roughly one-in-five reside in the Asia-Pacific region (21%).

Evangelicals by Region

<i>Regions</i>	PERCENTAGE OF REGION THAT IS EVANGELICAL	PERCENTAGE OF WORLD EVANGELICAL POPULATION
Americas	10.0%	32.9%
Sub-Saharan Africa	13.3	38.4
Asia-Pacific	1.5	20.8
Europe	2.9	7.5
Middle East-North Africa	0.3	0.3
World Total	4.1	100.0

Source: Center for the Study of Global Christianity
Percentages may not add exactly due to rounding.

Pew Research Center's Forum on Religion & Public Life
Global Christianity, December 2011

DEFINING CHRISTIAN MOVEMENTS

Pentecostals

Pentecostals are members of distinct Protestant denominations or independent churches that hold the teaching that all Christians should seek a post-conversion religious experience called the baptism of the Holy Spirit. These denominations and churches teach that those who experience the baptism of the Holy Spirit may receive one or more spiritual gifts, including the abilities to prophesy or utter messages from God, practice physical healing, speak in tongues or spiritual languages (glossolalia), and interpret tongues. Pentecostalism has roots in the 19th-century Holiness Movement, which promoted intense personal piety.¹ It emerged as a distinct religious movement in the U.S. in the early 20th century.² Pentecostal denominations include the Assemblies of God and the Church of God in Christ.³

Charismatics

Charismatics are members of non-pentecostal denominations — including Catholic, Orthodox and some Protestant denominations — who hold at least some pentecostal beliefs and engage in at least some spiritual practices associated with pentecostalism, including divine healing, prophecy and speaking in tongues. The charismatic movement, sometimes known as the charismatic renewal, began among mainline Protestants in the U.S. in 1960 and had spread to parts of the U.S. Catholic Church by 1967.⁴ The charismatic movement also finds expression in independent congregations that have formed their own networks of affiliated churches, similar to denominations.⁵ These church networks, such as the Vineyard Christian Fellowship based in California, are distinct from historically pentecostal denominations.⁶

Evangelicals

Evangelicals are Christians who (1) believe in the centrality of the conversion or “born again” experience in receiving salvation; (2) believe in the authority of the Bible as God’s revelation to humanity; and (3) have a strong commitment to evangelism or sharing the Christian message. Evangelicals constitute a trans-denominational movement; Christians who hold these beliefs or commitments may be found in numerous denominations and church traditions, such as Methodism and Presbyterianism; pentecostal denominations such as the Assemblies of God; and denominations that are expressly and historically evangelical, such as the Evangelical Free Church of America.⁷ The origins of modern evangelicalism are often traced to late 17th-century Lutheran Pietism in Germany and Methodism in England around the same time.⁸

1 Randall Balmer, *The Encyclopedia of Evangelicalism*, Westminster John Knox Press, 2002, page 446.

2 For background information, see Pew Research Center’s Forum on Religion & Public Life, *Spirit and Power: A 10-Country Survey of Pentecostals*, 2006, <http://pewforum.org/Christian/Evangelical-Protestant-Churches/Spirit-and-Power.aspx>.

3 Randall Balmer, *The Encyclopedia of Evangelicalism*, Westminster John Knox Press, 2002, page 446.

4 Allan Anderson, *An Introduction to Pentecostalism: Global Charismatic Christianity*, Cambridge University Press, 2004, pages 144-151.

5 Allan Anderson, *An Introduction to Pentecostalism: Global Charismatic Christianity*, Cambridge University Press, 2004, pages 144-151.

6 Randall Balmer, *The Encyclopedia of Evangelicalism*, Westminster John Knox Press, 2002, pages 122-124; Allan Anderson, *An Introduction to Pentecostalism: Global Charismatic Christianity*, Cambridge University Press, 2004, pages 144-151.

7 Randall Balmer, *The Encyclopedia of Evangelicalism*, Westminster John Knox Press, 2002, pages 196-197.

8 “Evangelicalism,” in *New Catholic Encyclopedia*, Volume 5, Gale, 2002, page 472.

The Center for the Study of Global Christianity collects membership data from Christian denominations around the world. Many churches in the Protestant category, as broadly defined in this report, can be considered independent, nondenominational or part of a denominational family that is very small or otherwise difficult to classify. However, Pew Forum analysis of data from the Center for the Study of Global Christianity indicates that the largest distinct denominational families are Anglican (about 11% of the broad Protestant category), Lutheran (about 10%), Baptist (9%) and Reformed/Presbyterian (7%).

Denominations of Protestants

<i>Denominational family</i>	PERCENTAGE OF ALL PROTESTANTS
Historically pentecostal denomination	10.8%
Anglican	10.6
Lutheran	9.7
Baptist	9.0
United churches (unions of different denominations)	7.2
Presbyterian or Reformed	7.0
Methodist	3.4
Adventist	2.7
Congregationalist	0.5
Brethren	0.5
Salvation Army	0.3
Moravian	0.1
Other (independent, nondenominational and others)	38.2
Total	100.0

Source: Pew Forum analysis of World Christian Database. Historically pentecostal denominations include the Assemblies of God and the Church of God in Christ. Many members of the pentecostal movement belong to independent churches that are not part of historically pentecostal denominations. United churches are unions of several Protestant denominations. Examples include the Church of South India, the Church of North India and the United Church of Zambia. Figures may not add exactly due to rounding.

Pew Research Center's Forum on Religion & Public Life
Global Christianity, December 2011

World Christian Population by Region and Country

	Estimated 2010 Christian Population	Percentage of Population that is Christian	Percentage of World Christian Population
Americas	804,070,000	86.0%	36.8%
Anguilla	10,000	90.6	< 0.1
Antigua and Barbuda	80,000	93.0	< 0.1
Argentina	34,420,000	85.2	1.6
Aruba	100,000	94.2	< 0.1
Bahamas	330,000	96.3	< 0.1
Barbados	260,000	95.2	< 0.1
Belize	270,000	87.2	< 0.1
Bermuda	50,000	81.7	< 0.1
Bolivia	9,330,000	93.9	0.4
Brazil	175,770,000	90.2	8.0
British Virgin Islands	20,000	84.5	< 0.1
Canada	23,430,000	68.9	1.1
Cayman Islands	50,000	81.1	< 0.1
Chile	15,310,000	89.5	0.7
Colombia	42,810,000	92.5	2.0
Costa Rica	4,230,000	90.9	0.2
Cuba	6,670,000	59.2	0.3
Dominica	60,000	94.4	< 0.1
Dominican Republic	8,820,000	88.9	0.4
Ecuador	13,610,000	94.1	0.6
El Salvador	5,460,000	88.2	0.3
Falkland Islands (Malvinas)	< 10,000	67.2	< 0.1
French Guiana	200,000	84.4	< 0.1
Greenland	60,000	96.1	< 0.1
Grenada	100,000	96.6	< 0.1
Guadeloupe	440,000	95.9	< 0.1
Guatemala	13,700,000	95.2	0.6
Guyana	490,000	64.9	< 0.1
Haiti	8,680,000	86.8	0.4
Honduras	6,660,000	87.6	0.3
Jamaica	2,110,000	77.1	< 0.1
Martinique	390,000	96.5	< 0.1
Mexico	107,780,000	95.0	4.9
Montserrat	< 10,000	93.5	< 0.1

Percentages are calculated from unrounded numbers. Figures may not add exactly due to rounding. Populations of less than 1,000 are shown as <1,000. Populations of 1,000 to 9,999 are shown as <10,000. Populations of 10,000 and more are rounded to the ten thousands.

World Christian Population by Region and Country

	Estimated 2010 Christian Population	Percentage of Population that is Christian	Percentage of World Christian Population
Netherlands Antilles	190,000	93.9	< 0.1
Nicaragua	4,970,000	85.9	0.2
Panama	3,270,000	93.0	0.1
Paraguay	6,260,000	96.9	0.3
Peru	27,800,000	95.6	1.3
Puerto Rico	3,630,000	96.9	0.2
St. Kitts and Nevis	50,000	94.6	< 0.1
St. Lucia	160,000	91.1	< 0.1
St. Pierre and Miquelon	< 10,000	94.7	< 0.1
St. Vincent and the Grenadines	100,000	88.7	< 0.1
Suriname	270,000	51.0	< 0.1
Trinidad and Tobago	880,000	65.8	< 0.1
Turks and Caicos Islands	40,000	92.1	< 0.1
U.S. Virgin Islands	100,000	94.8	< 0.1
United States	246,780,000	79.5	11.3
Uruguay	1,960,000	58.2	< 0.1
Venezuela	25,890,000	89.3	1.2
Europe	565,560,000	76.2%	25.9%
Albania	580,000	18.0	< 0.1
Andorra	80,000	89.5	< 0.1
Austria	6,970,000	83.0	0.3
Belarus	6,830,000	71.2	0.3
Belgium	6,860,000	64.1	0.3
Bosnia-Herzegovina	1,980,000	52.7	< 0.1
Bulgaria	6,300,000	84.1	0.3
Channel Islands	130,000	85.2	< 0.1
Croatia	4,110,000	93.4	0.2
Czech Republic	4,140,000	39.4	0.2
Denmark	4,610,000	83.1	0.2
Estonia	550,000	41.3	< 0.1
Faeroe Islands	50,000	98.0	< 0.1
Finland	4,380,000	81.6	0.2
France	39,560,000	63.0	1.8
Georgia	3,890,000	89.3	0.2
Germany	58,240,000	70.8	2.7
Gibraltar	30,000	88.8	< 0.1
Greece	10,160,000	89.5	0.5

Hungary	8,260,000	82.7	0.4
Iceland	300,000	95.0	< 0.1
Ireland	4,210,000	94.1	0.2
Isle of Man	70,000	84.1	< 0.1
Italy	51,550,000	85.1	2.4
Kosovo	200,000	9.4	< 0.1
Latvia	1,250,000	55.7	< 0.1
Liechtenstein	30,000	91.9	< 0.1
Lithuania	2,980,000	89.8	0.1
Luxembourg	360,000	70.4	< 0.1
Malta	400,000	97.0	< 0.1
Moldova	3,480,000	97.5	0.2
Monaco	30,000	86.0	< 0.1
Montenegro	500,000	78.8	< 0.1
Netherlands	8,500,000	51.2	0.4
Norway	4,210,000	86.2	0.2
Poland	36,090,000	94.3	1.7
Portugal	10,110,000	94.7	0.5
Republic of Macedonia	1,340,000	65.2	< 0.1
Romania	21,380,000	99.5	1.0
Russia	105,220,000	73.6	4.8
San Marino	30,000	91.6	< 0.1
Serbia	7,260,000	93.5	0.3
Slovakia	4,730,000	86.5	0.2
Slovenia	1,610,000	79.2	< 0.1
Spain	36,240,000	78.6	1.7
Sweden	6,310,000	67.2	0.3
Switzerland	6,350,000	82.9	0.3
Ukraine	38,080,000	83.8	1.7
United Kingdom	45,030,000	72.6	2.1
Vatican City	< 1,000	99.9	< 0.1

Sub-Saharan Africa	516,470,000	62.7%	23.6%
Angola	16,820,000	88.2	0.8
Benin	4,730,000	53.4	0.2
Botswana	1,450,000	72.1	< 0.1
Burkina Faso	3,820,000	23.2	0.2
Burundi	7,880,000	94.1	0.4
Cameroon	13,880,000	70.8	0.6
Cape Verde	440,000	89.1	< 0.1

World Christian Population by Region and Country

	Estimated 2010 Christian Population	Percentage of Population that is Christian	Percentage of World Christian Population
Central African Republic	3,950,000	89.8	0.2
Chad	4,500,000	40.0	0.2
Comoros	< 10,000	0.5	< 0.1
Democratic Republic of the Congo	63,150,000	95.7	2.9
Djibouti	20,000	2.3	< 0.1
Equatorial Guinea	620,000	88.7	< 0.1
Eritrea	3,310,000	62.9	0.2
Ethiopia	52,580,000	63.4	2.4
Gabon	1,170,000	77.7	< 0.1
Gambia	80,000	4.7	< 0.1
Ghana	18,260,000	74.9	0.8
Guinea	1,100,000	11.0	< 0.1
Guinea Bissau	300,000	20.1	< 0.1
Ivory Coast	8,840,000	44.8	0.4
Kenya	34,340,000	84.8	1.6
Lesotho	2,100,000	96.8	< 0.1
Liberia	3,420,000	85.6	0.2
Madagascar	15,430,000	74.5	0.7
Malawi	12,320,000	82.7	0.6
Mali	500,000	3.2	< 0.1
Mauritania	< 10,000	0.3	< 0.1
Mauritius	320,000	24.8	< 0.1
Mayotte	< 10,000	0.7	< 0.1
Mozambique	13,120,000	56.1	0.6
Namibia	2,230,000	97.6	0.1
Niger	110,000	0.7	< 0.1
Nigeria	80,510,000	50.8	3.7
Republic of the Congo	3,470,000	85.9	0.2
Reunion	740,000	87.6	< 0.1
Rwanda	9,920,000	93.4	0.5
Sao Tome and Principe	140,000	82.1	< 0.1
Senegal	460,000	3.7	< 0.1
Seychelles	80,000	94.0	< 0.1
Sierra Leone	1,240,000	21.1	< 0.1
Somalia	< 10,000	< 0.1	< 0.1
South Africa	40,560,000	80.9	1.9
South Sudan	6,530,000	60.5	0.3
St. Helena	< 10,000	96.5	< 0.1

Swaziland	1,040,000	87.5	< 0.1
Tanzania	26,740,000	59.6	1.2
Togo	2,670,000	44.2	0.1
Uganda	28,970,000	86.7	1.3
Zambia	12,760,000	97.5	0.6
Zimbabwe	9,830,000	78.2	0.5

Asia-Pacific	285,120,000	7.0%	13.1%
Afghanistan	30,000	0.1	< 0.1
American Samoa	70,000	98.3	< 0.1
Armenia	3,040,000	98.5	0.1
Australia	16,030,000	72.0	0.7
Azerbaijan	280,000	3.1	< 0.1
Bangladesh	280,000	0.2	< 0.1
Bhutan	< 10,000	0.5	< 0.1
Brunei	40,000	9.4	< 0.1
Burma (Myanmar)	3,790,000	7.9	0.2
Cambodia	50,000	0.4	< 0.1
China	67,070,000	5.0	3.1
Cook Islands	20,000	96.0	< 0.1
Cyprus	810,000	73.2	< 0.1
Federated States of Micronesia	110,000	95.4	< 0.1
Fiji	550,000	64.4	< 0.1
French Polynesia	250,000	94.0	< 0.1
Guam	170,000	94.2	< 0.1
Hong Kong	840,000	11.9	< 0.1
India	31,850,000	2.6	1.5
Indonesia	21,160,000	8.8	1.0
Iran	110,000	0.2	< 0.1
Japan	1,900,000	1.5	< 0.1
Kazakhstan	4,190,000	26.2	0.2
Kiribati	100,000	97.0	< 0.1
Kyrgyzstan	660,000	12.3	< 0.1
Laos	90,000	1.5	< 0.1
Macau	40,000	7.2	< 0.1
Malaysia	2,590,000	9.1	0.1
Maldives	< 10,000	0.4	< 0.1
Marshall Islands	50,000	97.5	< 0.1
Mongolia	60,000	2.3	< 0.1
Nauru	< 10,000	79.0	< 0.1

World Christian Population by Region and Country

	Estimated 2010 Christian Population	Percentage of Population that is Christian	Percentage of World Christian Population
Nepal	130,000	0.4	< 0.1
New Caledonia	210,000	85.2	< 0.1
New Zealand	2,530,000	58.0	0.1
Niue	< 10,000	96.4	< 0.1
North Korea	480,000	2.0	< 0.1
Northern Mariana Islands	50,000	81.3	< 0.1
Pakistan	2,760,000	1.6	0.1
Palau	20,000	86.7	< 0.1
Papua New Guinea	6,800,000	99.2	0.3
Philippines	86,790,000	93.1	4.0
Samoa	180,000	97.3	< 0.1
Singapore	920,000	18.2	< 0.1
Solomon Islands	520,000	97.5	< 0.1
South Korea	14,100,000	29.3	0.6
Sri Lanka	1,570,000	7.5	< 0.1
Taiwan	1,290,000	5.5	< 0.1
Tajikistan	100,000	1.4	< 0.1
Thailand	550,000	0.8	< 0.1
Timor-Leste	1,120,000	99.6	< 0.1
Tokelau	< 10,000	99.8	< 0.1
Tonga	100,000	98.9	< 0.1
Turkey	310,000	0.4	< 0.1
Turkmenistan	320,000	6.3	< 0.1
Tuvalu	< 10,000	96.7	< 0.1
Uzbekistan	710,000	2.6	< 0.1
Vanuatu	220,000	93.3	< 0.1
Vietnam	7,030,000	8.0	0.3
Wallis and Futuna	10,000	97.4	< 0.1
Middle East – North Africa	12,840,000	3.8%	0.6%
Algeria	60,000	0.2	< 0.1
Bahrain	180,000	14.5	< 0.1
Egypt	4,290,000	5.3	0.2
Iraq	270,000	0.9	< 0.1
Israel	150,000	2.0	< 0.1
Jordan	140,000	2.2	< 0.1
Kuwait	390,000	14.3	< 0.1

Lebanon	1,620,000	38.3	< 0.1
Libya	170,000	2.7	< 0.1
Morocco	20,000	< 0.1	< 0.1
Oman	180,000	6.5	< 0.1
Palestinian territories	100,000	2.4	< 0.1
Qatar	240,000	13.8	< 0.1
Saudi Arabia	1,200,000	4.4	< 0.1
Sudan	1,760,000	5.4	< 0.1
Syria	1,060,000	5.2	< 0.1
Tunisia	20,000	0.2	< 0.1
United Arab Emirates	940,000	12.6	< 0.1
Western Sahara	< 1,000	0.2	< 0.1
Yemen	40,000	0.2	< 0.1

THIS PAGE INTENTIONALLY BLANK

Christian Traditions by Region and Country

	Estimated 2010 Catholic Population	Estimated 2010 Protestant Population	Estimated 2010 Orthodox Population	Estimated 2010 Population of Other Christians
Americas	520,000,000	263,470,000	2,630,000	17,970,000
Anguilla	< 1,000	10,000	< 1,000	< 1,000
Antigua and Barbuda	< 10,000	70,000	< 1,000	< 10,000
Argentina	31,020,000	2,960,000	< 1,000	440,000
Aruba	90,000	10,000	< 1,000	< 10,000
Bahamas	50,000	280,000	< 1,000	< 10,000
Barbados	10,000	240,000	< 1,000	< 10,000
Belize	160,000	110,000	< 1,000	< 10,000
Bermuda	< 10,000	40,000	< 1,000	< 1,000
Bolivia	7,850,000	1,360,000	< 1,000	120,000
Brazil	133,660,000	40,500,000	< 10,000	1,590,000
British Virgin Islands	< 1,000	20,000	< 1,000	< 1,000
Canada	13,130,000	9,300,000	470,000	530,000
Cayman Islands	< 10,000	40,000	< 1,000	< 1,000
Chile	12,290,000	2,660,000	10,000	350,000
Colombia	38,100,000	4,640,000	< 1,000	70,000
Costa Rica	3,110,000	1,060,000	< 1,000	70,000
Cuba	5,820,000	640,000	50,000	160,000
Dominica	40,000	20,000	< 1,000	< 1,000
Dominican Republic	6,670,000	2,080,000	< 1,000	70,000
Ecuador	12,060,000	1,390,000	< 1,000	160,000
El Salvador	3,160,000	2,210,000	< 1,000	90,000
Falkland Islands (Malvinas)	< 1,000	< 10,000	< 1,000	< 1,000
French Guiana	180,000	10,000	< 1,000	< 10,000
Greenland	< 1,000	50,000	< 1,000	< 1,000
Grenada	50,000	50,000	< 1,000	< 10,000
Guadeloupe	390,000	30,000	< 1,000	10,000
Guatemala	8,370,000	5,130,000	< 1,000	200,000
Guyana	100,000	370,000	10,000	< 10,000
Haiti	5,670,000	2,950,000	< 1,000	60,000
Honduras	3,820,000	2,780,000	< 10,000	50,000
Jamaica	70,000	2,000,000	< 10,000	40,000
Martinique	340,000	40,000	< 1,000	< 10,000
Mexico	96,330,000	9,390,000	110,000	1,950,000
Montserrat	< 1,000	< 10,000	< 1,000	< 1,000
Netherlands Antilles	150,000	40,000	< 1,000	< 10,000

Figures may not add exactly due to rounding. Populations of less than 1,000 are shown as <1,000. Populations of 1,000 to 9,999 are shown as <10,000. Populations of 10,000 and more are rounded to the ten thousands.

Christian Traditions by Region and Country

	Estimated 2010 Catholic Population	Estimated 2010 Protestant Population	Estimated 2010 Orthodox Population	Estimated 2010 Population of Other Christians
Nicaragua	3,380,000	1,530,000	< 1,000	50,000
Panama	2,650,000	580,000	< 10,000	50,000
Paraguay	5,780,000	410,000	< 10,000	60,000
Peru	23,630,000	3,630,000	< 10,000	520,000
Puerto Rico	2,620,000	940,000	< 10,000	70,000
St. Kitts and Nevis	< 10,000	40,000	< 1,000	< 1,000
St. Lucia	110,000	50,000	< 1,000	< 10,000
St. Pierre and Miquelon	< 10,000	< 1,000	< 1,000	< 1,000
St. Vincent and the Grenadines	< 10,000	90,000	< 1,000	< 1,000
Suriname	150,000	110,000	< 1,000	< 10,000
Trinidad and Tobago	350,000	510,000	< 10,000	20,000
Turks and Caicos Islands	< 10,000	30,000	< 1,000	< 1,000
U.S. Virgin Islands	30,000	70,000	< 1,000	< 10,000
United States	74,470,000	159,850,000	1,870,000	10,590,000
Uruguay	1,590,000	210,000	40,000	130,000
Venezuela	22,500,000	2,920,000	30,000	440,000

Europe	261,660,000	100,640,000	200,160,000	3,100,000
Albania	330,000	< 10,000	240,000	< 10,000
Andorra	70,000	< 1,000	< 1,000	< 1,000
Austria	6,320,000	430,000	190,000	30,000
Belarus	830,000	90,000	5,900,000	< 10,000
Belgium	6,640,000	150,000	50,000	30,000
Bosnia-Herzegovina	540,000	< 10,000	1,440,000	< 10,000
Bulgaria	40,000	40,000	6,220,000	< 10,000
Channel Islands	30,000	100,000	< 1,000	< 1,000
Croatia	3,900,000	10,000	200,000	< 10,000
Czech Republic	3,710,000	360,000	30,000	30,000
Denmark	40,000	4,550,000	< 10,000	20,000
Estonia	< 10,000	280,000	250,000	< 10,000
Faeroe Islands	< 1,000	50,000	< 1,000	< 1,000
Finland	10,000	4,300,000	60,000	< 10,000
France	37,930,000	1,120,000	370,000	130,000
Georgia	30,000	20,000	3,820,000	10,000
Germany	27,910,000	28,640,000	1,140,000	550,000
Gibraltar	20,000	< 10,000	< 1,000	< 1,000
Greece	80,000	30,000	10,030,000	20,000

Hungary	6,050,000	2,160,000	20,000	30,000
Iceland	10,000	290,000	< 1,000	< 1,000
Ireland	3,950,000	230,000	20,000	< 10,000
Isle of Man	< 10,000	60,000	< 1,000	< 1,000
Italy	50,250,000	800,000	120,000	390,000
Kosovo	50,000	< 10,000	140,000	< 1,000
Latvia	430,000	450,000	370,000	< 1,000
Liechtenstein	30,000	< 10,000	< 1,000	< 1,000
Lithuania	2,760,000	50,000	170,000	< 10,000
Luxembourg	330,000	20,000	< 10,000	< 10,000
Malta	400,000	< 10,000	< 1,000	< 1,000
Moldova	< 10,000	50,000	3,410,000	20,000
Monaco	30,000	< 10,000	< 1,000	< 1,000
Montenegro	20,000	< 1,000	470,000	< 1,000
Netherlands	4,830,000	3,630,000	< 10,000	40,000
Norway	100,000	4,070,000	20,000	30,000
Poland	35,290,000	160,000	510,000	130,000
Portugal	9,860,000	170,000	20,000	60,000
Republic of Macedonia	< 10,000	< 10,000	1,330,000	< 1,000
Romania	1,220,000	1,350,000	18,750,000	70,000
Russia	740,000	2,560,000	101,450,000	470,000
San Marino	30,000	< 1,000	< 1,000	< 1,000
Serbia	430,000	100,000	6,730,000	< 1,000
Slovakia	4,110,000	540,000	50,000	20,000
Slovenia	1,520,000	20,000	60,000	< 10,000
Spain	34,670,000	460,000	900,000	210,000
Sweden	110,000	6,040,000	120,000	40,000
Switzerland	3,370,000	2,820,000	150,000	20,000
Ukraine	2,550,000	590,000	34,850,000	80,000
United Kingdom	10,040,000	33,820,000	560,000	620,000
Vatican City	< 1,000	< 1,000	< 1,000	< 1,000

Sub-Saharan Africa	176,040,000	295,510,000	40,120,000	4,790,000
Angola	10,850,000	5,840,000	< 1,000	130,000
Benin	2,650,000	2,050,000	< 1,000	20,000
Botswana	120,000	1,320,000	< 1,000	< 10,000
Burkina Faso	3,130,000	690,000	< 10,000	< 1,000
Burundi	6,190,000	1,690,000	< 1,000	< 1,000
Cameroon	7,570,000	6,200,000	< 1,000	110,000
Cape Verde	390,000	40,000	< 10,000	10,000

Christian Traditions by Region and Country

	Estimated 2010 Catholic Population	Estimated 2010 Protestant Population	Estimated 2010 Orthodox Population	Estimated 2010 Population of Other Christians
Central African Republic	1,260,000	2,670,000	< 1,000	20,000
Chad	2,520,000	1,980,000	< 1,000	< 1,000
Comoros	< 10,000	< 10,000	< 1,000	< 1,000
Democratic Republic of the Congo	31,180,000	31,700,000	< 10,000	260,000
Djibouti	10,000	< 10,000	< 10,000	< 1,000
Equatorial Guinea	570,000	50,000	< 1,000	< 10,000
Eritrea	240,000	40,000	3,030,000	< 1,000
Ethiopia	600,000	15,910,000	36,060,000	< 10,000
Gabon	810,000	360,000	< 1,000	< 10,000
Gambia	50,000	30,000	< 1,000	< 1,000
Ghana	3,160,000	14,830,000	< 10,000	270,000
Guinea	750,000	340,000	< 1,000	< 10,000
Guinea Bissau	270,000	30,000	< 1,000	< 1,000
Ivory Coast	4,230,000	4,480,000	80,000	50,000
Kenya	8,970,000	24,160,000	650,000	560,000
Lesotho	990,000	1,080,000	< 10,000	20,000
Liberia	290,000	3,040,000	40,000	60,000
Madagascar	7,260,000	8,110,000	20,000	40,000
Malawi	3,900,000	8,200,000	< 10,000	220,000
Mali	330,000	140,000	30,000	< 1,000
Mauritania	< 10,000	< 10,000	< 1,000	< 1,000
Mauritius	310,000	10,000	< 1,000	< 10,000
Mayotte	< 1,000	< 1,000	< 1,000	< 1,000
Mozambique	6,640,000	6,330,000	< 1,000	150,000
Namibia	540,000	1,680,000	< 1,000	< 10,000
Niger	30,000	80,000	< 1,000	< 10,000
Nigeria	20,040,000	59,680,000	30,000	760,000
Republic of the Congo	1,220,000	2,080,000	< 1,000	180,000
Reunion	680,000	60,000	< 1,000	< 10,000
Rwanda	5,260,000	4,610,000	< 1,000	50,000
Sao Tome and Principe	120,000	20,000	< 1,000	< 10,000
Senegal	430,000	20,000	< 1,000	< 10,000
Seychelles	70,000	< 10,000	< 1,000	< 1,000
Sierra Leone	420,000	810,000	< 1,000	10,000
Somalia	< 1,000	< 10,000	< 10,000	< 1,000
South Africa	3,680,000	36,550,000	30,000	300,000
South Sudan	4,280,000	2,240,000	< 10,000	< 10,000
St. Helena	< 1,000	< 10,000	< 1,000	< 1,000

Swaziland	60,000	970,000	< 1,000	< 10,000
Tanzania	14,250,000	12,250,000	< 1,000	240,000
Togo	1,590,000	1,030,000	< 1,000	40,000
Uganda	14,100,000	14,830,000	30,000	< 10,000
Zambia	2,750,000	8,870,000	20,000	1,110,000
Zimbabwe	1,300,000	8,400,000	60,000	70,000

Asia-Pacific	131,320,000	139,290,000	11,960,000	2,560,000
Afghanistan	< 10,000	30,000	< 1,000	< 1,000
American Samoa	10,000	40,000	< 1,000	10,000
Armenia	270,000	70,000	2,680,000	30,000
Australia	6,500,000	8,620,000	740,000	170,000
Azerbaijan	< 1,000	20,000	260,000	< 10,000
Bangladesh	110,000	170,000	< 1,000	< 1,000
Bhutan	< 1,000	< 10,000	< 1,000	< 1,000
Brunei	20,000	20,000	< 1,000	< 1,000
Burma (Myanmar)	610,000	3,160,000	< 1,000	10,000
Cambodia	< 10,000	50,000	< 1,000	< 10,000
China	9,000,000	58,040,000	20,000	< 10,000
Cook Islands	< 10,000	10,000	< 1,000	< 10,000
Cyprus	10,000	< 10,000	790,000	< 1,000
Federated States of Micronesia	60,000	50,000	< 1,000	< 10,000
Fiji	80,000	460,000	< 1,000	20,000
French Polynesia	110,000	110,000	< 1,000	40,000
Guam	140,000	30,000	< 1,000	< 10,000
Hong Kong	160,000	670,000	< 1,000	< 1,000
India	10,570,000	18,860,000	2,370,000	50,000
Indonesia	7,230,000	13,860,000	< 1,000	70,000
Iran	< 10,000	20,000	80,000	< 1,000
Japan	400,000	910,000	20,000	570,000
Kazakhstan	380,000	310,000	3,430,000	70,000
Kiribati	50,000	40,000	< 1,000	< 10,000
Kyrgyzstan	< 10,000	100,000	540,000	20,000
Laos	30,000	60,000	< 1,000	< 1,000
Macau	30,000	< 10,000	< 1,000	< 10,000
Malaysia	1,330,000	1,240,000	< 10,000	10,000
Maldives	< 1,000	< 1,000	< 1,000	< 1,000
Marshall Islands	< 10,000	50,000	< 1,000	< 10,000
Mongolia	< 1,000	40,000	< 10,000	10,000
Nauru	< 10,000	< 10,000	< 1,000	< 1,000

Christian Traditions by Region and Country

	Estimated 2010 Catholic Population	Estimated 2010 Protestant Population	Estimated 2010 Orthodox Population	Estimated 2010 Population of Other Christians
Nepal	< 10,000	130,000	< 1,000	< 1,000
New Caledonia	130,000	80,000	< 1,000	< 10,000
New Zealand	620,000	1,770,000	< 10,000	140,000
Niue	< 1,000	< 10,000	< 1,000	< 1,000
North Korea	40,000	440,000	< 1,000	< 10,000
Northern Mariana Islands	40,000	< 10,000	< 1,000	< 1,000
Pakistan	810,000	1,950,000	< 1,000	< 10,000
Palau	10,000	< 10,000	< 1,000	< 1,000
Papua New Guinea	2,060,000	4,690,000	< 1,000	50,000
Philippines	75,940,000	10,030,000	< 1,000	820,000
Samoa	40,000	120,000	< 1,000	30,000
Singapore	360,000	550,000	< 10,000	< 10,000
Solomon Islands	100,000	410,000	< 1,000	< 10,000
South Korea	5,270,000	8,560,000	< 1,000	260,000
Sri Lanka	1,380,000	180,000	< 1,000	< 10,000
Taiwan	320,000	950,000	< 1,000	20,000
Tajikistan	< 1,000	10,000	80,000	< 10,000
Thailand	240,000	300,000	< 1,000	20,000
Timor-Leste	1,100,000	20,000	< 1,000	< 1,000
Tokelau	< 1,000	< 1,000	< 1,000	< 1,000
Tonga	20,000	70,000	< 1,000	20,000
Turkey	50,000	80,000	180,000	< 10,000
Turkmenistan	< 1,000	30,000	270,000	20,000
Tuvalu	< 1,000	< 10,000	< 1,000	< 1,000
Uzbekistan	10,000	220,000	470,000	< 10,000
Vanuatu	30,000	190,000	< 1,000	< 10,000
Vietnam	5,590,000	1,410,000	< 1,000	20,000
Wallis and Futuna	10,000	< 1,000	< 1,000	< 1,000

Middle East – North Africa	5,580,000	1,730,000	5,510,000	10,000
Algeria	< 10,000	60,000	< 10,000	< 1,000
Bahrain	110,000	60,000	10,000	< 1,000
Egypt	140,000	290,000	3,860,000	< 1,000
Iraq	110,000	110,000	50,000	< 1,000
Israel	90,000	30,000	30,000	< 10,000
Jordan	30,000	20,000	90,000	< 1,000

Kuwait	230,000	30,000	130,000	< 1,000
Lebanon	1,220,000	40,000	350,000	< 10,000
Libya	100,000	10,000	70,000	< 1,000
Morocco	10,000	< 10,000	< 1,000	< 1,000
Oman	110,000	40,000	30,000	< 1,000
Palestinian territories	20,000	30,000	50,000	< 1,000
Qatar	190,000	50,000	< 10,000	< 1,000
Saudi Arabia	1,050,000	100,000	50,000	< 1,000
Sudan	970,000	700,000	90,000	< 1,000
Syria	430,000	40,000	590,000	< 1,000
Tunisia	20,000	< 10,000	< 1,000	< 1,000
United Arab Emirates	750,000	100,000	100,000	< 1,000
Western Sahara	< 1,000	< 1,000	< 1,000	< 1,000
Yemen	< 10,000	30,000	10,000	< 1,000

THIS PAGE INTENTIONALLY BLANK

Appendix A: Methodology for Overall Christian and Christian Tradition Estimates

This study seeks to provide the most up-to-date and comprehensive demographic estimates of the number of Christians in the 232 countries and territories for which the United Nations Population Division provides general population estimates.¹⁵ To arrive at these estimates, Pew Forum researchers, in collaboration with researchers at the International Institute for Applied Systems Analysis (IIASA) in Laxenburg, Austria, acquired and analyzed about 2,400 sources, including census and demographic reports, general population surveys and other studies - the largest project of its kind to date.

The definition of Christian used in the study is very broad. The intent is sociological rather than theological: In order to have statistics that are comparable across countries, the study attempts to count groups and individuals who *self-identify* as Christians. This includes people who hold beliefs that may be viewed as unorthodox or heretical by other Christians. It also includes Christians who seldom pray or go to church.

The overall number of Christians in each of the 232 countries and territories is calculated by multiplying the United Nations' 2010 population estimate for each country and territory by the most recent and reliable demographic or social-scientific estimate of the percentage of Christians in each country's population. The study assumes that the Christian population in each country is growing at the same rate as the general population. (Pew Forum researchers estimated the Christian share of each country's population while simultaneously estimating the size of all major religious traditions – including those with no particular religious affiliation. These estimates will be published in subsequent Pew Forum reports, along with estimates of the comparative growth rates of Christian and other religious groups' populations.)

This study does not attempt to analyze religious beliefs and practices, such as church attendance.¹⁶

15 The 2010 population estimate for Kosovo is based on the figure from the World Religion Database, which is deducted from the U.N.'s Serbia estimate. Taiwan's population is calculated from the U.N.'s regional total, which includes Taiwan's population but does not directly identify Taiwan. The U.N. provides a total population for Sudan inclusive of South Sudan; the U.N. figure is divided into separate estimates for Sudan and South Sudan based on estimates by the World Religion Database.

16 In other reports, the Pew Forum and the Pew Research Center have used large-scale public opinion surveys to measure the beliefs and practices of many religious groups, including Christians in several countries. See, for example, *Tolerance and Tension: Islam and Christianity in Sub-Saharan Africa*, 2010, <http://pewforum.org/executive-summary-islam-and-christianity-in-sub-Saharan-africa.aspx>, *Spirit and Power: A 10-Country Survey of Pentecostals*, 2006 <http://pewforum.org/Christian/Evangelical-Protestant-Churches/Spirit-and-Power.aspx>.

Sources for overall Christian estimates include national censuses, population registers, demographic and health surveys, and general population surveys and studies. The primary sources used for each country are indicated in Appendix D. Christian estimates for 85 of the 232 countries rely on a census. Estimates for an additional 46 countries are based on large-scale demographic surveys. Together, these 131 countries account for more than three-fourths of the world's Christian population. Estimates for an additional 36 countries are based on general population surveys. Readers should note that general population surveys typically have smaller sample sizes than demographic surveys and are not designed to measure the size of small minority populations. In the remaining 65 countries where census data or reliable surveys were not available, other sources of information, including church membership statistics, provided some indication of the size of Christian populations.

Estimates of how Christians are distributed among Catholic, Protestant, Orthodox and other Christian traditions are based on census and survey data, when available. In cases where censuses and surveys lacked sufficient detail, these estimates also draw on figures provided by the World Religion Database, which take into account other sources of information on religious affiliation, including statistical reports from religious groups themselves.

With all sources, results may have been affected by methodological decisions regarding how the data were collected and managed. Social, cultural or political factors also could have affected how answers to census and survey questions are provided and recorded.

General Procedures for Composition Estimates

At least three researchers worked together to produce each country's religious composition profile. Below is a general discussion of the procedures and considerations used to produce estimates of the religious composition of each country, including estimates of Christian and non-Christian religious groups.

1. Standardizing religion categories

For each country, researchers standardized religion categories in all available censuses and surveys into eight primary categories (Christianity, Islam, Hinduism, Buddhism, Judaism, Traditional/Folk Religion, Other Religion and Unaffiliated) and additional subcategories, including the Christian subcategories of Catholic, Protestant, Orthodox and other Christian. Categories are based on self-identity, not religious behavior or belief.

2. Identifying primary source(s) for composition estimates

Pew Forum researchers identified one or more primary source for each composition estimate. (Sources are listed in Appendix D on page 111.) Researchers sought a recent, reliable source — ideally, a census or large-scale demographic survey. The wording of religious identity questions varies across censuses and surveys, but the ideal measure for Pew Forum researchers was a direct one-step question, such as “What is your religion?” In contrast, many European surveys use a two-step question, such as “Are you religious? If yes, what is your religion?” Two-step questions do not correspond well with census religion questions, which are usually one-step, direct measures. Furthermore, in many countries two-step questions seem to filter out respondents who might otherwise claim a religious identity but who do not consider themselves as having a significant level of religious commitment. An ideal religion measure also offers respondents an opportunity to indicate no religious affiliation as well as specific affiliations.

3. Making adjustments for groups not adequately measured

As necessary, Forum researchers made adjustments to the primary source(s) to account for omitted or underrepresented groups since minority groups are sometimes not measured or not reported in surveys and censuses. Multiple survey sources, denomination counts and estimates produced by country experts for each nation were used to assess whether minority religious groups were omitted or undercounted in the selected primary source(s). Omission or underrepresentation could be the result of limitations in a survey questionnaire or sample design.

a. Adjusting for limitations in a survey questionnaire

Usually, researchers assumed that members of underrepresented groups were included in the sample but not adequately measured by the survey instrument. Adjustments usually come *from* people who indicated “other religion” or failed to answer the religion question to underrepresented religious groups. For example, the only Christian categories in the Demographic and Health Survey in Madagascar are Catholic and Protestant. The survey does not directly measure the recent population of Orthodox Christians, who are counted in the 2008 Afrobarometer survey and the World Religion Database. Based on information about the size of the Orthodox population from those sources, a portion of the respondents who chose the “other religion” option in the Demographic and Health Survey were classified as Orthodox Christians.

In a few cases, Pew Forum researchers made adjustments based on evidence that political, legal or cultural dynamics in a country compromised the validity of self-reported religion.

In India, for instance, there is evidence of a Christian undercount in the 2001 Census because some Christians who belong to Scheduled Castes (historically referred to as Untouchables or Dalits) choose to identify as Hindu when completing official forms such as the census.¹⁷ This is due to a mandate in the Indian constitution that specifies that only Hindus, Sikhs and Buddhists can receive caste-based government affirmative-action benefits (known as reservations in India).¹⁸ After analyzing Indian survey data and convening a special consultation on this topic with leading India demographers at the 2010 Asian Population Association's meeting in New Delhi, Pew Forum researchers adjusted the Christian proportion of India's population from 2.3% to 2.6%, assuming a 10% undercount. In this case, this adjustment comes *from* the Hindu category (Hinduism is the most common religion in India).

b. Adjusting for sampling limitations

In some situations, underrepresented groups are likely to be omitted from the sample itself. Recent migrants who may not be fluent in the language used in a survey are often missing in samples. Accounting for groups not included in the sample requires proportionately deflating survey data to account for the underrepresented populations. For example, Pew Forum researchers made adjustments to survey-based estimates in Europe where the International Institute for Applied Systems Analysis found evidence that some survey samples and population registers under-represented Muslim migrants.

Pew Forum researchers sought to ensure that primary sources were representative of the entire country. When this was not the case, it was usually due to concerns about the safety of interviewers and census takers or disputes about political boundaries. In such cases, Pew Forum researchers attempted to make appropriate adjustments or find an alternative data source that was nationally representative. For example, the 2001 Sri Lankan census was not conducted in a handful of northern and eastern districts because of perilous conditions due to armed conflict. Pew Forum researchers determined, after analyzing religion data from earlier censuses, that the areas that were not covered by the 2001 census historically had a different religious makeup than the rest of the country. After using previous census data to adjust for disproportionately Christian areas that were excluded from the 2001 census, this study's

17 This phenomenon is discussed in Ashok Kumar M. and Rowena Robinson's essay "Legally Hindu: Dalit Lutheran Christians of Coastal Andhra Pradesh" in *Margins of Faith: Dalit and Tribal Christianity in India*, edited by Rowena Robinson and Joseph Marianus Kujur, Sage Publications India Pvt Ltd., 2010.

18 Ministry of Social Justice and Empowerment, Government of India. <http://socialjustice.nic.in/faqs1.php#sc4>.

estimate of 7.5% Christians in Sri Lanka is higher than the 6.9% figure reported in the 2001 census.¹⁹

4. Making adjustments for missing religion data

Some degree of missing data is found in most surveys and censuses. The likelihood that religion data will be missing increases when religion questions are labeled as optional.²⁰ In an attempt to make the estimates of the religious composition of each country as complete as possible, Pew Forum researchers made adjustments for missing religion data. Rather than include “missing data” as a religious category, which some studies do, Pew Forum researchers instead chose to raise the percentage of all religion categories proportionately, including Christians and non-Christians.²¹ For example, the published share of Christians in the Australia census is 63.9%²², but after adjusting for missing data (11.2% of respondents did not answer the census religion question), Forum researchers classified 72% of respondents in the 2006 Australia census as Christian.²³

Discussion of Sources

Censuses

For this study, Pew Forum researchers analyzed religious affiliation data from more than 100 censuses conducted since 1999, comparing more current sources of data with historic census data from hundreds of older censuses as a cross check. Religious affiliation questions from national censuses are the best source for estimating the number of Christians because they generally cover the entire population and are conducted on a fairly regular basis. The chief limitation in using census data is that only about half of recent country censuses included a religious affiliation question. In addition, these surveys are generally conducted only once

19 See www.statistics.gov.lk/PopHouSat/PDF/P2%Organization%20and%20Procedures.pdf.

20 In censuses, a small amount of missing information is common for many measures, and census agencies commonly impute values that are missing. In Canada, for instance, the census agency imputes religious identity for those who choose not to answer the religion question, as it does for those who choose not to answer other census questions. However, in other countries such as the United Kingdom, Australia, and New Zealand, the religion question on the census is optional and the census agencies in these countries include the proportion of respondents who do not answer the religion question in their tabulations of religious composition.

21 As discussed above, adjustments for omitted and underrepresented religious groups involved classifying those who answered “other religion” and, occasionally, some of those who did not answer the religion question into the underrepresented groups. After making any such adjustments to the missing data category, missing data that remained unclassified was used to proportionately raise the shares of all religion categories.

22 <http://www.abs.gov.au/ausstats/abs@.nsf/7d12b0f6763c78caca257061001cc588/636F496B2B943F12CA2573D200109DA9?opendocument>

23 Pew Forum researchers acquired detailed tables about religion responses in the 2006 census from the Australian Bureau of Statistics in order to make these classifications and calculations.

every 10 years. In some cases, Pew Forum researchers have been able to incorporate results from censuses carried out in 2010 and 2011. However, most countries that carried out censuses in these years had not yet released their religious composition data when this report was compiled.

Demographic Surveys

Where recent census data on religion are not available, religious affiliation questions from large-scale demographic surveys, such as Macro International's MEASURE Demographic and Health Surveys (DHS) (<http://measuredhs.com>), are generally the second-best source because of their large sample sizes, sampling frame and representative results at the sub-national level. Though less comprehensive than census data, demographic surveys complete sufficiently high numbers of household interviews to produce a generally accurate demographic profile of the country. For this report, DHS data were acquired and analyzed for 60 countries, including nearly 35 of the countries where census data are lacking or are older than 1999. For most of the DHS surveys, both women and men are interviewed and Macro International provides the data in separate male-female datasets. Pew Forum staff pooled the female and male datasets in consultation with sampling experts at Macro-International so that the combined dataset retains nationally representative results. In countries where only females are interviewed, Pew Forum staff used those data to make the overall Christian estimate for the country.

General Population Surveys

Pew Forum researchers acquired and analyzed religious affiliation data from general population surveys for 149 countries. In 36 of those countries, these surveys provide religious affiliation data where a recent census or demographic survey is lacking. Since general population surveys typically involve only 1,000 to 2,000 respondents, however, they provide less accurate numbers. This is especially true where the size of a Christian population is quite small or Christian groups live in concentrated locations that are not oversampled.

World Religion Database

Pew Forum researchers also used estimates from the World Religion Database (www.worldreligiondatabase.org), primarily for countries where census and survey estimates were out-of-date, unavailable or lacked sufficient coverage. World Religion Database estimates take into account anthropological and ethnographic studies, statistical reports from religious groups, and data from censuses and surveys. The World Religion Database is an outgrowth of the international religious demography project at Boston University's Institute on Culture, Religion, and World Affairs.

A Note on Country and Territory Designation

The word “country” in this report refers to all countries recognized as such by the United Nations. The word “territory” in this report does not have a technical definition, but rather is a general term for distinct geographical entities not recognized as countries by the United Nations but that have separate population estimates reported by the United Nations. Territories in this report include such entities as Hong Kong and Macau (special administrative regions of China), Greenland (an autonomous constituent country within the Kingdom of Denmark) and the Commonwealth of Puerto Rico (an unincorporated territory of the United States).

A Note on Rounding

In this report, estimates of 999 persons or less are identified as “<1,000” and estimates between 1,000 and 9,999 persons are identified as “<10,000.” All other count estimates in tables are rounded to the nearest 10,000. In the narrative of the report, many estimates are rounded to the nearest million or percentage point.

THIS PAGE INTENTIONALLY BLANK

Appendix B: Methodology for Estimating Christian Movements

In many countries, censuses and demographic surveys do not include the detailed denominational affiliation and religious self-identification measures necessary for determining the size of global movements within Christianity (such as evangelicalism, pentecostalism and the charismatic movement). The figures on Christian movements in this report were commissioned by the Pew Forum from the Center for the Study of Global Christianity (CSGC) at Gordon-Conwell Theological Seminary in South Hamilton, Mass. CSGC researchers generated their estimates based in large part on figures provided by Christian denominations and organizations around the world. CSGC has obtained denominational membership information from about 41,000 organizations worldwide.²⁴

The Center for the Study of Global Christianity's estimates for the number of pentecostals worldwide are based on membership data from historically pentecostal denominations, such as the Assemblies of God and the Church of God in Christ. Pentecostal denominations emphasize the gifts of the Holy Spirit, including speaking in tongues, divine healing and prophecy. (For more details, see *Defining Christian Traditions* on page 38.) The pentecostal estimates also include denominations and independent churches that have pervasive pentecostal characteristics or practices but are not considered historically pentecostal.²⁵

Charismatic Christians engage in spiritual practices associated with pentecostalism, such as speaking in tongues and divine healing, but belong to Catholic, Orthodox, Protestant or other denominations in which a minority of congregations have pervasive pentecostal practices. (For more details, see *Defining Christian Traditions* on page 38.) The Center for the Study of Global Christianity's estimates of the size of the charismatic movement are based on statistics from denominational groups, relevant survey data and questionnaires distributed to key religious leaders.

²⁴ This is the global sum of the total number of denominations in each country. There is overlap between countries because many denominations are present in more than one country.

²⁵ For purposes of this report, denominations and independent churches identified by the Center for the Study of Global Christianity as having an overwhelming majority of congregations engaging in pentecostal practices are classified as pentecostal. In their own reports, however, CSGC classifies denominations and independent churches that have pervasive pentecostal practices but are not considered historically pentecostal as charismatic. The CSGC classifications are designed to capture distinctions between historically pentecostal churches and denominations and newer religious institutions practicing pentecostalism. The classifications in the Pew Forum report, by contrast, are intended to capture differences between denominations and independent churches in which a majority of congregations engage in pentecostal practices (classified as belonging to the pentecostal movement) and those in which a minority of congregations engage in pentecostal practices (classified as belonging to the charismatic movement).

Evangelicals are Christians who believe in the centrality of the conversion or “born-again” experience in receiving salvation; believe in the authority of the Bible as God’s revelation to humanity; and have a strong commitment to evangelism or sharing the Christian message. (For more details, see *Defining Christian Traditions* on page 38.) The Center for the Study of Global Christianity counts as evangelical all members of denominations that belong to a national, regional or global evangelical council; the CSGC identifies these denominations as 100% evangelical. For denominations that do not belong to evangelical councils, the CSGC also estimates the share that is evangelical based on statistics from denominational groups, relevant survey data and questionnaires distributed to key religious leaders, following the same procedures used for estimating the number of charismatics.

In this report, pentecostal and charismatic are mutually exclusive categories. (The two movements are sometimes identified collectively as the renewalist population.) However, since many pentecostals and charismatics are also evangelicals, these categories (pentecostals and charismatics, on the one hand, and evangelicals on the other hand) are not mutually exclusive. At the same time, there are also evangelicals who are neither pentecostal nor charismatic, and a majority of global Christians are not associated with any of the three Christian movements.

Appendix C: Methodology for China

Overview of Findings and Methods

Published estimates of the Christian share of the Chinese population range from about 1% in some relatively small-sample public opinion surveys to about 8% in reviews of membership reports from churches and church leaders (including unregistered churches) within China. Given the size of China's population, a difference of a single percentage point represents more than 10 million people. In light of such a wide range of estimates, this study carefully considered multiple sources of data – including public opinion surveys, church membership reports and Chinese government statistics – in an attempt to provide a reasonable estimate of the number of Christians in China.

This methodology builds on the 2008 Pew Forum analysis of religion in China.²⁶ Since its publication in May 2008, that analysis has been well received by scholars at numerous scientific and professional meetings in the U.S. and China.²⁷ At these meetings, the Pew Forum received feedback on the initial analysis as well as helpful input on its current estimate.

There is general consensus among scholars of mainland China that its Christian population numbers somewhere in the tens of millions. Several efforts have been made to come up with more precise figures on the number of Christians in both state-approved associations and unregistered churches. Based on a review

Christians in China

	ESTIMATED POPULATION	PERCENTAGE OF 2010 POPULATION OF CHINA
Protestant	58,040,000	4.3%
Independent	35,040,000	2.6
Other Protestant	23,000,000	1.7
Anglican	< 1,000	< 0.1
Orthodox	20,000	< 0.1
Catholic	9,000,000	0.7
Other Christian	< 10,000	< 0.1
Total Christian	67,070,000	5.0

Population estimates are rounded to the ten thousands. Percentages are calculated from unrounded numbers. Figures may not add exactly due to rounding. See methodology for details on the range of estimates available for China.

Pew Research Center's Forum on Religion & Public Life
Global Christianity, December 2011

²⁶ See *Religion in China on the Eve of the 2008 Beijing Olympics*, analysis by Brian J. Grim, Pew Forum senior researcher and director of cross-national data. Grim produced this updated analysis with help from Pew Forum Research Assistant Noble Kuriakose and Pew Forum Research Associate Anne Shi.

²⁷ Venues include: "Religion and the Future of China Symposium," Council on Foreign Relations, New York, N.Y. (June 11, 2008); "Symposium on Religion and Spirituality in China Today," Center on Religion and Chinese Society at Purdue University (April 30, 2009); "Best Quantitative Estimate of Religion in China Today," Renmin University of China Beijing, immediately following and involving key researchers from the Seventh Symposium of the Social Scientific Study of Religion in China (July 28, 2010); "Religion in China Today," panel briefing provided to Assistant Secretary of State and U.S. Special Representative to the Organization of Islamic Conference, Washington, D.C. (April 2011); "Religion in the Social Transition of Contemporary China," Kissinger Institute on China and the United States, Washington, D.C. (Oct. 13, 2011); and "Religious Change and Conversion in China," Annual Meeting of the Society for the Scientific Study of Religion, Milwaukee, Wis. (Oct. 29, 2011).

of these estimates, the Pew Forum's demographers think that the 2010 Christian share of China's population is likely in the neighborhood of 5% (or 67 million people of all ages), as shown in the table on this page. This figure includes non-adult children of Chinese believers and un-baptized persons who attend Christian worship services. It can be broken down as follows:

- Catholics total roughly 9 million, or 0.7% of China's overall population. They include 5.7 million people affiliated with the state-approved Catholic Patriotic Association, as reported by the 2010 *Blue Book on Religions*, which is produced by the Chinese Academy of Social Sciences (CASS).²⁸ This study conservatively estimates that an additional 3.3 million people are affiliated solely with unregistered Catholic congregations.
- Protestants total about 58 million, or 4.3% of China's overall population. They include members of churches aligned with the state-approved Protestant Three-Self Patriotic Movement Committee (TSPM), which has roughly 23 million adherents (1.7% of China's population), according to the China Christian Council (the TSPM's sister organization that oversees such matters as theological education, external relations and Bible printing). In addition, this study estimates that China has some 35 million independent Christians (2.6% of the population), who are also classified in this study as Protestants. Many people in the independent Christian category meet without state approval in homes, rented facilities and public spaces. As a result, they are sometimes called "house church" Christians.²⁹ Independent Christians also include un-baptized persons, often referred to as "seekers," attending either registered or unregistered churches.
- Orthodox Christians number about 20,000. Other Christians number fewer than 1,000. Among the members of these groups are some expatriates living in China.

28 The Chinese Academy of Social Sciences (CASS), the highest academic research organization in the fields of philosophy and social sciences, is directly under the State Council of the People's Republic of China – the highest executive organ of State power as well as the highest organ of State administration.

29 The term "house church" is perhaps a misnomer, as is noted by Pace University Professor Joseph Tse-Hei Lee: "The definitions of 'open churches' (dishang jiaohui), 'underground [Catholic] churches' (dixia jiaohui), and '[Protestant] house churches' (jiating jiaohui) prove ... problematic. Such terms do not accurately describe the reality of Chinese Catholicism and Protestantism. The contemporary Chinese government requires places of worship to register, whether they are churches, temples, monasteries or mosques. The 'underground church' is not underground in a literal sense. Neither does the 'house church' mean a religious meeting in a single household. Officially, the terms 'underground church' and 'house church' mean an unregistered religious body ..." ("Christianity in Contemporary China: An Update," by Joseph Tse-Hei Lee, *Journal of Church and State*, (2007) 49(2), pages 277-304.)

The Pew Forum's estimate of roughly 67 million Christians falls in the middle range of previous estimates, which vary from less than 30 million to more than 100 million.³⁰

Background on the Chinese Context

Because there are no truly nationally representative surveys of the religious affiliation of the Chinese public, only a rough estimate of the country's Christian population is possible. Also, because the number of religious adherents in China is a politically sensitive issue, the national census does not ask questions about personal religious affiliation.³¹ Additionally, there may be underreporting by the registered churches and the State Religious Affairs Bureau (SARA). Part of the sensitivity is that followers of some of China's five officially recognized religious traditions – Buddhism, Protestantism, Catholicism, Islam and Daoism – very likely

Range of Existing Christian* Population Estimates for Mainland China

Source	MINIMUM PERCENTAGE OF TOTAL POPULATION THAT IS CHRISTIAN	MAXIMUM PERCENTAGE OF TOTAL POPULATION THAT IS CHRISTIAN	BEST EST. PERCENTAGE OF TOTAL POPULATION THAT IS CHRISTIAN	BEST ESTIMATE OF 2010 CHRISTIAN POPULATION
Chinese Academy of Social Sciences' <i>Blue Book on Religion</i> , 2010	2.1%	>2.1%	>2.1%	29,000,000
Spiritual Life Study of Chinese Residents, 2007	3.2	5.9	5.0**	67,000,000
Meta Analysis by Global China Center's Carol Lee Hamrin, 2005	NA	NA	5.0	67,000,000
China Christian Council (2011) estimate of Protestants plus Chinese Catholic Patriotic Association estimate in <i>Blue Book</i> plus House Church estimate by Liu Peng, 2009	2.1	5.8	NA	79,000,000 [^]
Asia Harvest, 2010	6.1	9.2	7.7	104,000,000
World Christian Database, 2010	NA	NA	8.0	108,000,000

*Chinese authorities sometimes use the term Christian to mean Protestant. Here Christian includes all Christian traditions.

**Best estimate takes into account nonresponse follow-up survey reported by Stark, Johnson and Mencken (2011).

[^]Adds the estimates of Protestants and Catholics (28.7 million) to Liu Peng's estimate of unregistered house church members (50 million).

Pew Research Center's Forum on Religion & Public Life • *Global Christianity*, December 2011

30 An estimate of between 39-41 million Protestants was put forth in 2008 by Werner Burklin, founder of China Partner, an international Christian organization. Burklin's survey team interviewed 7,409 individuals in every province and municipality in China. His estimate, however, was based on a non-probability convenience sample survey of Chinese citizens aged 15 and over. The survey team was asked to randomly ask people what religion, if any, they adhere to. The team interviewed them mainly on the streets and parks but also on trains, planes, subways, taxis and buses, and in hotels, open air markets, department stores and mom and pop stores. See: <http://www.gospelherald.net/article/opinion/44825/facts-about-numbers-of-christians-in-china.htm>

31 For an understanding of Chinese restrictions on religion in a global context, see "Rising Restrictions on Religion:" <http://pew-forum.org/Government/Rising-Restrictions-on-Religion.aspx>. For a discussion of the historical and modern contexts of restrictions on religion in China, see pages 120-140 in *The Price of Freedom Denied: Religious Persecution and Conflict in the 21st Century*, by Brian J. Grim and Roger Finke, Cambridge University Press, 2011.

outnumber members of the Chinese Communist Party. For instance, about 6% of Chinese are Party members, compared with more than 20% who are thought to be affiliated with the five recognized religions, combined.³²

Despite the data limitations, a great deal of scholarship has been devoted to the study of China's religious populations and their growth since the late 1970s, when the nationwide prohibition of religion was lifted following the end of the Cultural Revolution.³³ This growing body of empirical research comes from a number of different sources, including reports sponsored by the Chinese government, reviews of membership reports from churches and church leaders within China, ethnographic case studies,³⁴ and surveys of the Chinese public.³⁵ Taken together, these studies have produced valuable insights into the nature of religion in China today.

Among scholars of China, there is a general consensus that religion and its influence have grown substantially during the past three decades. This includes growth in institutional forms of religion as well as more "diffused" forms of religious belief and practice expressed in family and community contexts, including house churches, rather than within an organized or institutional religious framework.³⁶ However, a consensus has not developed on the current size of the various religious communities in China. In addition to the lack of an authoritative census or survey, the absence of a consensus on numbers also stems from differences in defining who should be counted as a member of the various religious communities.

32 According to the Spiritual Life Study of Chinese Residents, a 2007 survey by the Chinese polling firm Horizon. (For more information on the survey, see footnote 40.) Interestingly, despite the requirement that Party members be atheist (see <http://www.cfr.org/china/religion-china/p16272#p3>), the survey found that more than 13% of Communist Party members expressed some religious affiliation, though none surveyed identified as Christian.

33 For an overview, see *Religion in China: Survival and Revival under Communist Rule*, by Yang Fenggang, Oxford University Press, 2011.

34 For an example, see "Local Communal Religion in Contemporary South-east China," by Kenneth Dean, *The China Quarterly*, Volume 174 (2003), pages 338-358.

35 For an overview, see *Social Scientific Studies of Religion in China: Methodology, Theories, and Findings*, by Yang Fenggang and Graeme Lang, eds. Brill Academic Publishers (2011).

36 In *Religion in Chinese Society: A Study of Contemporary Social Functions of Religion and Some of Their Historical Factors* (University of California Press, 1961), sociologist C. K. Yang first introduced the term "diffused religion" to describe Chinese religious beliefs and practices expressed in family and community contexts rather than within an organized or institutional religion framework.

Although there are challenges with measuring other religious groups in China,³⁷ researchers face a particularly daunting measurement challenge regarding Christianity. Here, the central issue is not so much the diffuse nature of Christian identity and practice in China, though that is also an issue,³⁸ but also the large number of Christians who do not affiliate with either of the two state-approved denominations. Christians who decline to put themselves under the theological and administrative oversight of these two denominations operate in what Prof. Yang Fenggang of Purdue University refers to as grey and black religious marketplaces.³⁹ Indeed, unregistered churches operate on the edges of the law – in the realm of administrative policies – because there are few laws that establish the limits of the government or the freedom of religious groups in society.⁴⁰ And because of the ambiguous, sometimes adversarial relationship between the government and Christian groups that are not willing to join state-approved denominations, attempts to measure these groups often are met with suspicion by all sides – the government, the state-approved churches and the unregistered groups.

37 Among government scholars of Buddhism in China, for example, there is some disagreement on whether to define as adherents only those who have undergone official conversion ceremonies or to use the broader definition of anyone self-identifying as a Buddhist. (Less than one-in-ten self-identified Buddhists in China underwent a conversion ceremony compared with more than one-in-three Christians, according to an analysis of the 2007 Spiritual Life Study of Chinese Residents.) From the government perspective, counting the broader category involves the willingness to acknowledge that adherents of Buddhism can include those with no formal membership in a Buddhist organization or no definite conversion to the faith. For instance, Zheng Xiaoyun, the leading researcher on Buddhism at the Institute on World Religions at the Chinese Academy of Social Sciences (CASS), noted at a recent academic conference (“Religion in the Social Transition of Contemporary China,” Oct. 13, 2011, Kissinger Institute on China and the United States, Washington, D.C.) that CASS is debating whether to count only those Buddhists who have undergone a formal conversion ceremony. Prior to the 20th century, various Chinese dynastic policies counted as Buddhists only those who had undergone conversion ceremonies to become monks or nuns, in part because these people no longer were required to pay taxes to the government. A further complication in measuring Buddhism is that there exist a plethora of localized Chinese religious beliefs and practices expressed in family and community contexts rather than within an organized or institutional religion framework. Some of these incorporate elements of Buddhism, while others are closer to Taoism, and yet others blend animism. Most of these incorporate some form of ancestor veneration or worship. This diffused religious category is sometimes referred to as Chinese folk religion. And finally, an added complication is that a number of Chinese, when given the option in the 2007 Spiritual Life Study of Chinese Residents identified as both Buddhist and Christian. For a fuller discussion of Chinese folk religion, see Wong, Wai Yip (2007) “Defining Chinese Folk Religion: A Methodological Interpretation,” *Asian Philosophy* Vol. 21. Li, Y. Y. (1998) *Zong Jiao Yu Shen Hua Lun Ji [A Treatise on Religion and Myth]* Taipei: New Century Publishing. Feng, Z. Z. & Li, F. H. (1994) *History of Chinese Folk Religion*. Taipei: Wenchin; and Jonathan Chamberlain (2011) *Chinese Gods: An Introduction to Chinese Folk Religion*; Hong Kong: Blacksmith Books.

38 There are some localized forms of Christianity throughout China that sometimes blend local and Christian beliefs. For examples of these groups, see *Jesus in Beijing: How Christianity Is Changing the Global Balance of Power*, by David Aikman, Regnery Publishing, 2003. The intensely Chinese nature of Christianity existed prior to the establishment of the People’s Republic of China in 1949. For instance, Prof. Lian Xi demonstrates that indigenous Christianity in China was often localized, uniquely Chinese, millenarian and frequently anti-foreign (*Redeemed by Fire: The Rise of Popular Christianity in Modern China*, Yale University Press, 2010).

39 In an attempt to analyze the religious situation in contemporary China, a country with religious traditions and regulations drastically different from Europe and the Americas, Prof. Yang describes a triple-market model: a red market (officially permitted religions), a black market (officially banned religions), and a gray market (religions with an ambiguous legal/illegal status). The gray market concept underscores the extent of non-institutionalized religiosity in China. (See “The Red, Black, and Gray Markets of Religion in China,” *The Sociological Quarterly* 47, pages 93–122, 2006.)

40 For a discussion of religion and law in China, see “Religion in post-Hu China: What Changes are Probable?” by Liu Peng at the “Religion in the Social Transition of Contemporary China,” Kissinger Institute on China and the United States, Washington, DC. (October 13, 2011). Only since 2010 has there been a program to study religion and the rule of law at Peking University Law School. This is likely the only program on this topic being offered in China. See: “Second Summer Conference on Religion and the Rule of Law – Beijing, July 2011” http://iclrs.org/index.php?blurb_id=1335.

Indeed, government and academic researchers have found evidence that Christians in general, and members of unregistered Christian groups in particular, are less likely than Chinese as a whole to participate in public opinion surveys. For instance, a follow-up study⁴¹ to the 2007 Spiritual Life Study of Chinese Residents⁴² found that independent Christians were less than half as likely to agree to participate than the average of all those surveyed in the main study. Separately, one of the authors of the 2010 *Blue Book of Religions* discussed reasons that public opinion surveys may yield somewhat lower estimates of Christians than actually exist in the population:

1. It is a sensitive subject for local officials, and they do not want to facilitate the poll or have large numbers reported. [a potential sampling bias]
2. It is a sensitive subject for some Christians, and for churches that do not want to report their true numbers. [a reliability issue]
3. Some ‘Christians’ who have not yet been baptized do not want to say that they are Christian because, according to the churches, they are not.⁴³ [a classification issue]

In addition to these issues, researchers also face the challenge of adequately representing regional variances in religious affiliation. Evidence suggests that religious groups are geographically concentrated; therefore, a reliable design for a survey to measure religious affiliation would need to include strategies for sampling across China’s 33 provinces, regions and municipalities – many of which individually surpass the population of entire countries.

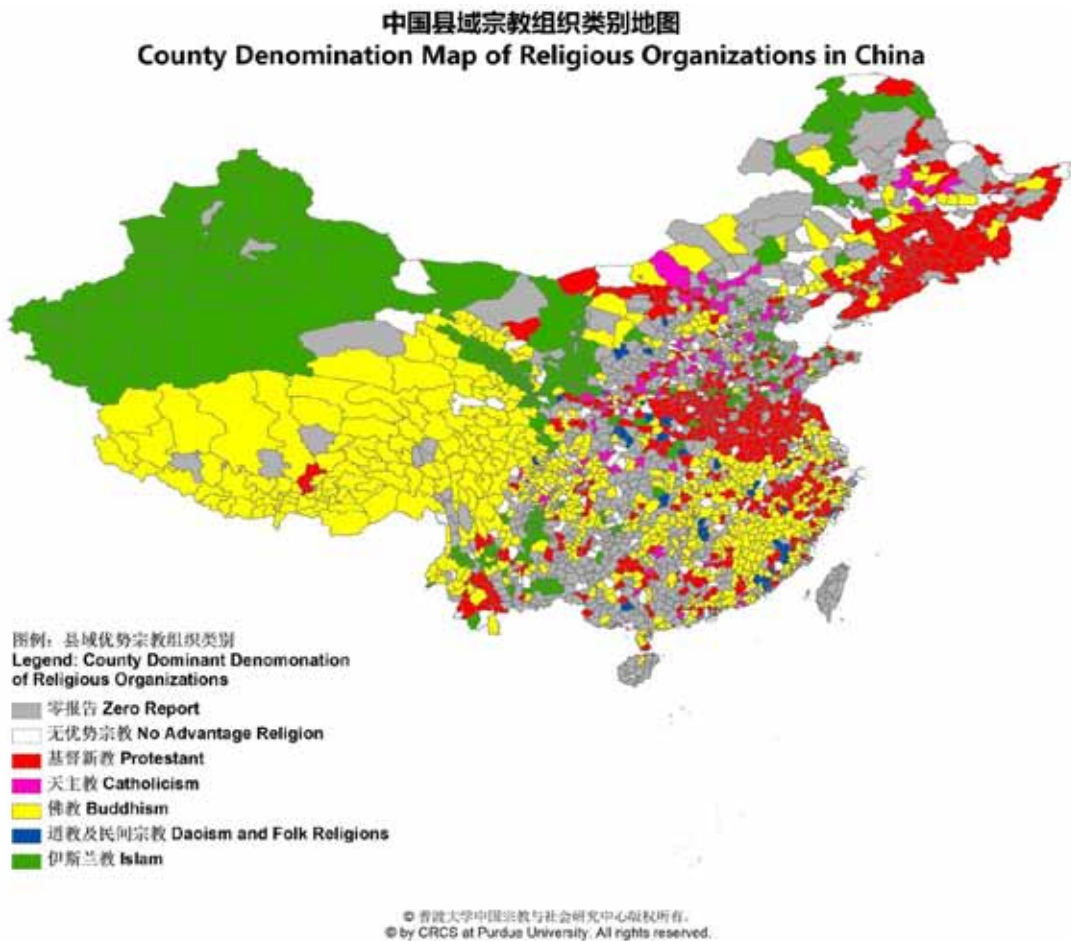
One rough indication of the geographic concentration of religion is a 2004 Chinese government economic census that reports the number and location of economic institutions, including religious organizations officially registered with the government. A preliminary summary of the results is shown in the map below. In the analysis by Purdue University’s Center on Religion and Chinese Society, directed by Prof. Yang Fenggang,⁴⁴ each Chinese county is color-coded to show the religion that has the largest number of registered places of worship or religious institutions. According to this mapping, Protestant institutions are dominant in the

41 As reported in “Counting China’s Christians: There are as many Christians in China as there are members of the Communist Party,” *First Things*, by Rodney Stark, Byron Johnson and Carson Mencken, May 2011. <http://www.firstthings.com/article/2011/05/counting-chinarsquos-christians>

42 See footnote 65 for details on the study.

43 As reported by Janice Wickeri, “Chinese Protestant Christians: Who, What, Where, Why – Findings of A Questionnaire Survey of Chinese Protestant Christian Households by the Institute of World Religions Research Group,” in *Amity News Service* 28 (2010) 10-12, p. 8.

44 Map is used with permission of the Center on Religion and Chinese Society.



East, Muslim institutions in the West,⁴⁵ Catholic institutions in North and Central regions of the country, and Buddhist institutions in the South.

The 2007 Spiritual Life Study of Chinese Residents survey⁴⁶ attempted to address this potential bias by interviewing in most Chinese provinces, but fewer than 150 people were interviewed in many provinces, and some provinces were not included at all. While this sampling strategy is not unusual for national surveys, it has the potential to miss religious groups that are geographically concentrated within provinces.

45 While an officially recognized institutional presence is only a rough indicator of religious concentrations, the most obvious result of this is the clear undercount of Muslims in numerous public opinion surveys, most of which report a 1% or lower share of Muslims. (See *Religion in China on the Eve of the 2008 Beijing Olympics* for a summary of recent survey findings.) Recognizing this bias, the Pew Forum's 2010 estimate of Chinese Muslims was based on a projection from the 2000 Chinese Census, which does have a category for Muslim ethnic groups. Based on that information, that study concluded that approximately 1.8% of the population is Muslim (approximately 23.3 million Muslims). It is clear that the lower public opinion survey estimates for Muslims results from Western regions being largely excluded from the sampling frame of most such surveys.

46 The 2007 Spiritual Life Study of Chinese Residents; for more details see footnote 65.

These are some of the reasons that any estimate of Chinese Christian numbers must draw on multiple sources of information rather than rely only on existing surveys of the public.

Chinese Government Estimates

Chinese government estimates can be considered a minimum figure for the number of Christians because they are based primarily on reports from the state-approved Three-Self Patriotic Movement Committee of the Protestant Churches of China (for Protestants) and from the Chinese Catholic Patriotic Association (for Catholics). These estimates typically include only members of these two officially recognized associations. They generally do not include un-baptized persons attending Christian groups, non-adult children of Christian believers or other persons under age 18. And, most importantly, they generally do not take into account unregistered Christian groups.

Despite these limitations, government reports do provide some useful data as well as some indication of recent trends. Most notably, they show dramatic growth among officially recognized Protestants and Catholics, as is seen by comparing the numbers reported in the government's 1997 White Paper⁴⁷ on religion with an updated 2006 Background Brief provided to the Pew Forum by the Chinese Embassy in Washington, D.C. The officially reported number of Christians increased from 14 million to 21 million, or 50%, in approximately 10 years. During this time, government figures indicate that the number of Protestants rose from 10 million to 16 million – a 60% increase – while the number of Catholics went from 4 million to 5 million – a 25% increase. The 2006 Background Brief goes so far as to say that Protestantism, in particular, has increased “by more than 20 times” since it “was first brought to China in the early 19th century.”

More recently, the 2010 *Blue Book of Religions* estimates Christians in China to number about 28.7 million (2.1% of the population), 37% more than were reported in the 2006 Background Brief. This includes 23 million Protestants, or 1.8% of the 2007 total population of 1.31 billion, based on a survey on Protestantism carried out by the government's Chinese Academy of Social Sciences (CASS) in 2008-2009, which claimed to be a full population survey and not just a survey of Protestants in registered churches. The *Blue Book of Religions* separately estimates that China has 5.7 million Catholics, but it also acknowledges that this figure may be an undercount, possibly because it includes only Catholics who attend churches affiliated with the state-approved Catholic Patriotic Association.

47 <http://www.china.org.cn/e-white/Freedom/index.htm>.

There is some evidence that the growth in Protestant numbers, in particular, has occurred mainly through conversion rather than as a result of better reporting or the registration of previously unregistered groups, though both of those factors also may account for some of the increase.⁴⁸ Despite its limitations, the 2008-2009 CASS study of Protestantism shows that a substantial portion of Protestants in mainland China are recent converts.⁴⁹ Of the Protestants interviewed in the study, 44.4% said they had converted to Christianity between the ages of 35 and 54. Though that figure seems high,⁵⁰ it suggests that a substantial amount of conversion is occurring. Nevertheless, it is important to note that the results of the CASS survey are not possible to evaluate because there is no access to the individual survey data. Moreover, there are other unanswered questions about the survey. For instance, the *Blue Book* claims that of the 63,680 surveys distributed, all were completed, resulting in a 100% response rate. It is highly unlikely that out of such a large number of questionnaires, all would have been returned and completed. It is also difficult to understand why such a large survey would have been used to estimate only the number of Protestants and not the number of Catholics as well.

The China Christian Council reports that there are more than 23 million Protestants in China.⁵¹ This number is similar to the number of Protestants reported in the 2010 *Blue Book*. How many more is difficult to determine, especially when un-baptized believers and members of unregistered groups are considered. One indirect indicator is the demand for Bibles, especially in a country where not every Christian has a Bible⁵² and where, since most still live at a subsistence level, owning multiple copies of the Bible is a luxury.⁵³ Since its founding in 1988, the Amity Printing Company, the official printing arm of the China Christian Council, has printed nearly 90 million Bibles, reportedly including about 56 million for distribution

48 Natural population growth is not a likely reason for Christian growth given that there is no evidence that Chinese Christians have more children on average than the general population, which is below replacement level.

49 As mentioned by the Amity News Service editor at the very end of her piece (<http://www.amitynewsservice.org/page.php?page=2007&pointer=>), the survey conducted by the Chinese Academy of Social Sciences might be the most comprehensive survey of Protestants in China to date.

50 There are unanswered questions about the survey. First, the raw data are not available for independent review. And, second, some of the claims made seem implausible. For instance, the Amity News Service account of the survey states that "63,680 questionnaires were issued, with a 100% return rate." It is highly unlikely that out of such a large number of questionnaires that all would have been returned.

51 <http://www.bibleinchina.org/news/jiaohuishigong/2011/6/116231343566054.html>

52 For instance, see "The 1-Million Catholic Bibles and NT Distribution" for a story of Catholics recently receiving their first Bible: <http://www.ubscp.org/1-million-catholic-bibles/>.

53 Certainly some Christians have multiple copies and replace worn-out copies; therefore, the quantity of Bibles produced is only a rough indicator of demand rather than the actual numbers of Christians. See "Sold a Buffalo to Pay for Bible School" for an example of the economic situation of a Bible student and her congregation in China: <http://www.ubscp.org/sold-a-buffalo/>

in China and more than 33 million for overseas markets.⁵⁴ Moreover, the Amity presses now are printing more than 10 million additional Bibles per year,⁵⁵ with the capacity to “print more than 18 million Bibles a year.”⁵⁶ Of course, Bibles may be read by more than just church members in China and not all will be distributed within China. At a minimum, however, this level of demand is an indication of the number of people with some interest in Christianity.

The 2006 Background Brief provided by the Chinese Embassy states that “There are no [government] data available on the number of ‘house meetings’ that exist.” But even though the government has not released an official estimate of the number of Christians associated with unregistered groups, in December 2009, the *China Daily*, China’s national English-language newspaper, published an interview with Chinese Academy of Social Sciences religion scholar Liu Peng, perhaps the government’s leading expert on unregistered churches,⁵⁷ in which Prof. Liu claimed that “‘house churches’ – praying facilities that do not register or report to the State Administration for Religious Affairs – have at least 50 million followers nationwide.”⁵⁸ The basis for this ballpark estimate has not been made public. But the fact that an important state-run news organization would publish such a statement indicates that house-church believers may outnumber those affiliated with the official churches.

Membership-based Estimates

As previously noted, attempts to count the number of unregistered (or “independent” or “house church”) Christians can be met with suspicion by the government, the officially approved churches and the independent groups themselves. Given these difficulties, it is not surprising that a range of estimates exist. The World Christian Database estimates that China has more than 100 million Christians, including more than 300 house church networks (among the Han majority alone) claiming to represent approximately 70 million people.⁵⁹ However, a separate review of estimates of Christians in China by Senior Researcher Carol Lee Hamrin at the Global China Center, an academic and research institution based in the U.S. and devoted to the study of China and religion, suggests a smaller overall number. She estimated that “[a]s of

54 <http://www.ubscp.org/about/>

55 <http://www.ubscp.org/80-millionth-bible/>

56 <http://www.ubscp.org/about/>

57 Prior to that, in the 1980s, Prof. Liu Peng worked in the Communist Party of China Central Committee’s united-front work department, where he helped draft numerous policy papers and became intimately familiar with China’s administrative system on religious affairs.

58 “Rule of law best help to freedom of faith,” by Ku Ma (China Daily, 2009-12-03)
http://www.chinadaily.com.cn/opinion/2009-12/03/content_9106147.htm

59 <http://www.worldchristiandatabase.org>

2005, Christians were approaching 5 percent of the population, four-fifths of them Protestants,” and that “[u]nregistered Christians may be the largest autonomous social group in China.”⁶⁰

An ambitious assessment of the number of Chinese affiliated with all forms of Christianity in every county of China was carried out recently by Asia Harvest, an inter-denominational Christian ministry working in Asia.⁶¹ The study’s numbers are based on secondary analysis of more than 2,000 published sources as well as interviews with leaders of unregistered churches who granted the research team access to statistics on their membership. The study estimates that there are 104 million Christians of all ages in mainland China (7.7% of the country’s total population), including children as well as un-baptized adult believers. This includes an estimated 83.5 million Protestants (6.1%), of whom 29.5 million belong to the state-approved church and 54 million are independents, some of whom may be considered heterodox.⁶² Importantly, however, the study points out that “owing to the difficulties of conducting such a [study] in China today – not the least of which is the sheer size of the country – there is [in the study’s rough estimation] a margin of error of 20 percent.” So, the study estimates that the number of Christians is between 83.4 million (6.1%) and 125.2 million (9.2%).

Asia Harvest’s estimate of the number of Chinese Catholics is much higher than from other sources. Its study finds that China has about 20 million Catholics, or 1.5% of the population. This includes nearly 7.5 million people affiliated with the Chinese Patriotic Catholic Association and 13.4 million Catholics worshipping outside of officially recognized churches. In comparison, the Holy Spirit Study Centre in Hong Kong,⁶³ which monitors the number of Chinese Catholic priests, congregations and members, estimates that there are 12 million Catholics in

60 “China’s Protestants: A Mustard Seed for Moral Renewal?” by Carol Lee Hamrin, AEI Online, May 14, 2008, <http://www.aei.org/paper/27992>. In the same article, Hamrin also observes that “[i]t still is rare to observe public manifestations of Christianity in China other than crosses on church buildings symbolizing the presence of a registered congregation. Most Christian groups -- like the majority of all nonprofit organizations in China -- are not members of the government-sanctioned associations and thus are not registered with the relevant authorities. Nevertheless, most Christian groups no longer operate in strict secrecy. They meet in rural farmyards, urban apartments, factories, restaurants, or rented space in commercial or even state facilities. Church summer camps and weekend retreats are popular, too. A key result of this quasi religious freedom is that Christianity has begun to reach into different sectors and levels of society. The church has become a significant part of China’s unofficial ‘second society,’ a concept introduced by sociologist Elemér Hankiss in the context of Communist Hungary to describe the social and economic activities thriving beyond the immediate control of the state and its official organs. Indeed, the church’s influence extends far beyond the visible religious activities and memberships within the officially sanctioned churches.”

61 See “How Many Christians are There in China?” by Paul Hattaway, Asia Harvest, 2010: <http://www.asiaharvest.org/pages/Christians%20in%20China/How%20Many%20Christians%20are%20There%20in%20China.pdf>. The study includes figures that are provided by a documented source or where Christian leaders can make an “intelligent estimate” of their numbers. The study noted that while some house church networks do not keep statistics on their congregations, other large networks do keep detailed records about numbers of fellowships and believers. Hattaway’s estimates are summarized in a series of national and province tables, many of which include links to sources used to make the estimates. For instance, see sources for the estimates of Christians in Hunan at the bottom of the web page: <http://www.asiaharvest.org/pages/Christians%20in%20China/Provinces/Henan.htm>

62 See Yang (2006 and 2011) for a discussion of heterodox groups

63 http://www.hsstudyc.org.hk/en/china/en_cinfo_china_stat09.html

both branches of the Catholic church – 6.3 million more than acknowledged by the government but far fewer than estimated by the Asia Harvest study. Asia Harvest’s higher estimate could be due in part to double counting in some Catholic dioceses where churches and bishops are affiliated with both the official and unofficial churches.⁶⁴

Independent Survey Estimates

While it did not cover the entire country, and thus is not a truly nationally-representative survey, the 2007 Spiritual Life Study of Chinese Residents⁶⁵ provides some valuable data on various levels of Christian identification in China.⁶⁶ The Spiritual Life Study was sponsored and independently carried out by the Horizon Research Consultancy Group, a Chinese public opinion polling firm, and the data are available through the Association of Religion Data Archives (ARDA). Among the experts who consulted on the study were leading social science researchers both inside and outside China.⁶⁷ The survey covered three major municipalities and six provincial capitals and their surrounding areas, as well as some other regional cities and small towns. In all, about two-thirds of all Chinese provinces were sampled to some extent.

The Spiritual Life Study permitted respondents to indicate belief in more than one faith. In all, 3.2% – or the equivalent of about 44 million people if applied to China’s 2010 population – self-identified as Christian (2.94% Protestant and 0.34% Catholic).⁶⁸

But there are other indicators of possible Christian identity and/or contact with Christianity in

64 For instance, Beijing Archbishop Joseph Li Shan, installed in September 2007, is openly recognized by both the Chinese Patriotic Catholic Church and the Vatican.

65 The 2007 Spiritual Life Study of Chinese Residents (data archived at the Association of Religion Data Archives: <http://www.thearda.com/Archive/Files/Descriptions/SPRTCHNA.asp>) was a multi-stage random survey of mainland China administered in three municipalities (Beijing, Shanghai and Chongqing), six provincial capitals (Guangzhou, Nanjing, Wuhan, Hefei, Xi’an and Chengdu), 11 regional cities, 16 small towns and 20 administrative villages. No major cities in the west, the far northeast or on the south-central coast were surveyed. The study was conducted with face-to-face interviews of 7,021 Chinese adults aged 16 and older and had an American Association of Public Opinion Researchers response rate of 28.1%.

66 Another recent survey by researchers at Shanghai’s East China Normal University reported in the state-approved China Daily found that “31.4% of Chinese aged 16 and above, or about 300 million, are religious.” The survey also estimated that some 40 million Chinese adults are Christians. See: “Religious believers thrive the estimate” by Wu Jiao (China Daily), Updated: Feb-07-2007, last accessed Nov-4-2011. http://www.chinadaily.com.cn/china/2007-02/07/content_802994.htm. The dataset for this survey has not been made publically available.

67 The principal investigators were Fenggang Yang (Purdue University), Victor Yuan (CEO-Horizon Key Research, Beijing), Anna Sun (Kenyon College/Princeton University), Lu Yengfang (Peking University); Rodney Stark (Baylor University), Byron Johnson (Baylor University), Eric Liu (Baylor University), Carson Mencken (Baylor University) and Chiu Heu-Yuan (Taiwan National University).

68 The data presented here are proportionately weighted based on population size: respondents from cities are proportionately weighted to reflect the distribution of cities in the analysis; respondents from the towns are proportionately weighted to reflect the distribution of towns in the analysis; respondents from rural villages are proportionately weighted to reflect the distribution of villages in the analysis. All respondents are assigned weights based on urban, town, or rural status in order to reflect the national distribution trends, based on the 5th Basic Statistics on National Population Census of China.

the survey as well. For example, when belief in the existence of Jesus is considered, the portion of Chinese who indicate some connection to Christianity rises to as high as 5.9%. This is similar to the results of a slightly different question from a predominantly urban survey carried out by Horizon in 2005, which found that 6% of the Chinese respondents express belief in the existence of “God/Jesus” (in Chinese *Shangdi/Yesu*, a rough equivalent of the “Christian God”) – more than 50% higher than the number of people who self-identified as a Christian in that earlier poll.⁶⁹ These figures, while not a direct indication of Christian identity, are important to note, given the problems associated with the ability of surveys to accurately and reliably measure Christian identity in a Communist country where atheism is the ideological norm.

In addition to the 5.9% of Chinese who either identified as Christian or expressed belief in the existence of Jesus in the Spiritual Life Study, an additional 1.4% reported having at least one Christian parent.⁷⁰ All things considered, the results of the Spiritual Life Study seem to suggest that a reasonable estimate for the share of Christians probably lies somewhere between the 3.2% who claimed Christianity as their religious identity and the 7.3% who expressed some loose connection to Christianity.⁷¹

Given the dual problems already discussed of higher refusal rates among Chinese Christians to participate in public opinion surveys (survey nonresponse) and/or reluctance to self-identify as a Christian when asked in the survey (item nonresponse), some of the primary investigators from the Spiritual Life Study, in collaboration with researchers at Peking University in Beijing, launched a follow-up study of nonresponse rates. Based on contacts in the Chinese Christian community, they acquired a listing of Chinese house church members from some of the same areas sampled in the Spiritual Life Study. Interviewers *unfamiliar* with the objectives of the follow-up study sought interviews with the house church members. The overall refusal rate in the Spiritual Life Study was 38%, but among the new sample of known house church members, 62% refused to be interviewed. When the investigators adjusted for this difference in survey response rates, they estimated that China has a total of 58.9 million Christians ages 16 and older.

To correct for the second problem, item nonresponse, the follow-up study also took into account the portion of Christians who agreed to be interviewed but did *not* identify as Christian (9%) when asked about their religion in the survey. The investigators concluded: “Correcting

69 For more details on the 2005 survey, see *Religion in China on the Eve of the 2008 Beijing Olympics*, a Pew Forum analysis by Brian J. Grim, senior researcher and director of cross-national data.

70 Though not normally considered an indicator of belief in the case of grown children, it is an interesting indication of additional people who have some connection to churches. This also may have measurement implications, since these people may be active in eventually bringing into the church their younger grandchildren – a demographic group not accounted for in the survey.

71 The 7.3% includes those who expressed either Christian affiliation, belief in the existence of Jesus or having a Christian parent. Note that some self-identified Christians did not express belief in Jesus and many did not report having a Christian parent.

for that suppressor brings the number of Christian Chinese sixteen and older to 64.3 million. Of course, this total is for 2007. Obviously the total is higher now. It seems entirely credible to estimate that there are about 70 million Chinese Christians in 2011.”⁷² This figure is similar to other efforts that attempted to account for the number of Christians in both the state-approved denominations and unregistered churches summarized at the start of this Methodology.

It is important to note that the researchers have not made the data or a detailed methodology from the follow-up study available. Therefore, as with the 2008-2009 CASS survey, it is not possible to verify these findings. For instance, it is not possible to replicate the adjustment procedures used by the investigators because the overall impact of nonresponse not only depends on differences between the response rates of the original people sampled and house church Christians, but also on the actual number of house church members in the population, which is unknown.

72 Rodney Stark, Byron Johnson and Carson Mencken, “Counting China’s Christians: There are as many Christians in China as there are members of the Communist Party,” *FIRST THINGS*, May 2011, <http://www.firstthings.com/article/2011/05/counting-chinas-quos-christians>.

Appendix D: Data Sources by Country

The list of general sources provides bibliographical information for sources used to inform estimates of the Christian populations in multiple countries. The subsequent list of sources by country provides abbreviated bibliographical information identifying sources used as the basis for estimating the total Christian population and how Christians are distributed among the Catholic, Protestant, Orthodox and Other Christian traditions. The list of sources by country also notes cases where census or survey figures were adjusted to compensate for missing religion data or to account for the omission or undercounting of small religious groups (see Appendix A for a detailed description of this procedure). Estimates for Christian populations in European nations were made in collaboration with researchers at the International Institute for Applied Systems Analysis (IIASA); all other estimates were made by the Pew Research Center's Forum on Religion & Public Life.

General Sources

A. Vikat et al., "Generations and Gender Survey: Towards a better understanding of relationships and processes in the life course." *Demographic Research*, volume 17, pages 389-440, 2007.

Afrobarometer. Led by the Centre for Democratic Development, the Institute for Democracy in South Africa and the Institute for Empirical Research in Political Economy, 1999-2009, <http://www.afrobarometer.org/>.

AmericasBarometer. Administered by the Latin American Public Opinion Project at Vanderbilt University, 2004-2010, <http://www.lapopsurveys.org/>.

Annuario Pontificio. Libreria Editrice Vaticana, 2010.

Demographic and Health Surveys. MEASURE DHS. Administered by Macro International, 1995-2010, <http://www.measuredhs.com/>.

European Social Survey. Led by Centre for Comparative Social Surveys, City University, 2002, 2004, 2008, <http://www.europeansocialsurvey.org/>.

European Values Study. Administered by the European Values Study Foundation at Tilburg University, 1981-2008, <http://www.europeanvaluesstudy.eu/>.

Gallup World Poll. Administered by Gallup, Inc., 2006, <http://www.gallup.com/consulting/worldpoll/>.

Latinobarómetro. Administered by the Latinobarómetro Corporation, 1996-2009, <http://www.latinobarometro.org/latino/latinobarometro.jsp>.

Multiple Indicator Cluster Survey. United Nations Children's Fund, 2005-2006, <http://www.childinfo.org/mics.html>.

Pew Research Center's Forum on Religion & Public Life survey. Tolerance and Tension: Islam and Christianity in Sub-Saharan Africa, conducted 2008-2009, published in 2010, <http://pewforum.org/Datasets/Dataset-Download.aspx>.

Pew Research Center's Global Attitudes Project survey. 2009 survey, <http://pewglobal.org/datasets/>.

Pew Research Center's Global Attitudes Project survey. 2007 survey, <http://pewglobal.org/datasets/>.

United Nations Demographic Yearbook. Special Census Topics Volume 2 - Social characteristics, Table 6: Population by religion, sex, urban/rural residence and percentage: each census, 1985-2004, United Nations Statistics Division, 2006, <http://unstats.un.org/unsd/demographic/sconcerns/popchar/popchar2.htm>.

United Nations. Generations and Gender Programme: Survey Instruments. United Nations, 2003-2007.

United Nations. UNdata, an internet-based data service that makes U.N. statistical databases available through a single entry point <http://data.un.org/>

World Christian Encyclopedia, 2nd edition. David B. Barrett, George T. Kurian and Todd M. Johnson, editors, Oxford University Press, 2001.

World Population Prospects: The 2008 Revision. United Nations Population Division, 2009, <http://www.esa.un.org/UNPP/>.

World Religion Database: International Religious Demographic Statistics and Sources. Todd M. Johnson and Brian J. Grim, editors, Brill, 2010, <http://www.worldreligiondatabase.org>.

World Values Survey. Values Survey Database, World Values Survey Association, 1999-2006, <http://www.worldvaluessurvey.org/>.

Sources by Country

Afghanistan: All estimates based on 2010 World Religion Database.

Albania: All estimates based on 2008-2009 Demographic and Health Survey and 2010 World Religion Database.

Algeria: All estimates based on 2010 World Religion Database.

American Samoa: All estimates based on 2010 World Religion Database.

Andorra: All estimates based on 2010 World Religion Database and 2005 World Values Survey.

Angola: All estimates based on weighted average of 2010 World Religion Database for rural areas and 2006 Gallup World Poll for urban areas.

Anguilla: All estimates based on 2001 Census.

Antigua and Barbuda: All estimates based on 2010 World Religion Database.

Argentina: Total estimate based on 2008 Latinobarómetro; tradition estimates based on 2008 Latinobarómetro and 2010 World Religion Database.

Armenia: Total estimate based on 2000 Demographic and Health Survey; tradition estimates based on 2010 World Religion Database.

Aruba: All estimates based on 2000 Census, adjusted for missing data.

Australia: All estimates based on 2006 Census, adjusted for missing data.

Austria: All estimates based on 2001 Census, adjusted for missing data.

Azerbaijan: All estimates based on 2010 World Religion Database.

Bahamas: Total estimate based on 2000 Census; tradition estimates based on 2000 Census and 2010 World Religion Database.

Bahrain: Total estimate based on 2001 Census, adjusted for migration estimates from forthcoming Pew Forum migration report; tradition estimates based on 2010 World Religion Database.

Bangladesh: Total estimate based on 2001 Demographic and Health Survey; tradition estimates based on 2010 World Religion Database.

Barbados: All estimates based on 2010 World Religion Database.

Belarus: Total estimate based on 2008 European Values Study; tradition estimates based on 2008 European Values Study and 2010 World Religion Database.

Belgium: Total estimate based on 2008 European Values Study and 2010 Annuario Pontificio; tradition estimates based on 2008 European Values Study, 2010 Annuario Pontificio and 2010 World Religion Database.

Belize: All estimates based on 2000 Census, adjusted for missing data, and 2010 World Religion Database.

Benin: Total estimate based on 2006 Demographic and Health Survey; tradition estimates based on 2006 Demographic and Health Survey, 2008 Afrobarometer and 2010 World Religion Database.

Bermuda: All estimates based on 2000 Census.

Bhutan: All estimates based on 2005 Census and 2010 World Religion Database.

Bolivia: Total estimate based on 2010 AmericasBarometer; tradition estimates based on 2010 AmericasBarometer and 2010 World Religion Database.

Bosnia-Herzegovina: Total estimate based on 2006 Gallup World Poll; tradition estimates based on 2006 Gallup World Poll and 2010 World Religion Database.

Botswana: Total estimate based on 2001 Census, adjusted for missing data; tradition estimates based on 2010 World Religion Database.

Brazil: All estimates based on Instituto Brasileiro de Geografia e Estatística's 2009 Household Expenditure Survey, adjusted for missing data.

British Virgin Islands: All estimates based on 2010 World Religion Database.

Brunei: Total estimate based on 2001 Census; tradition estimates based on 2010 World Religion Database.

Bulgaria: Total estimate based on 2001 Census, adjusted for missing data; tradition estimates based on 2001 Census and 2010 World Religion Database.

Burkina Faso: Total estimate based on 2006 Census; tradition estimates based on 2006 Census, 2008 Afrobarometer and 2010 World Religion Database.

Burma (Myanmar): All estimates based on 2010 World Religion Database.

Burundi: All estimates based on 2007 Intermedia survey.

Cambodia: Total estimate based on 2008 Census; tradition estimates based on 2010 World Religion Database.

Cameroon: Total estimate based on 2004 Demographic and Health Survey, adjusted for missing data; tradition estimates based on 2004 Demographic and Health Survey and 2008-2009 Pew Research Center's Forum on Religion & Public Life survey.

Canada: Total estimate based on 2009 Statistics Canada General Social Survey, adjusted for missing data; tradition estimates based on 2009 General Social Survey and 2010 World Religion Database.

Cape Verde: Total estimate based on 2008 Afrobarometer, adjusted for missing data; tradition estimates based on 2008 Afrobarometer and 2010 World Religion Database.

Cayman Islands: All estimates based on 2010 World Religion Database.

Central African Republic: Total estimate based on 2006 Multiple Indicator Cluster Survey; tradition estimates based on 2006 Multiple Indicator Cluster Survey and 2010 World Religion Database.

Chad: All estimates based on 2004 Demographic and Health Survey.

Channel Islands: All estimates based on 2010 World Religion Database.

Chile: Total estimate based on 2002 Census, adjusted for missing data; tradition estimates based on 2002 Census and 2010 World Religion Database.

China: All estimates based on Pew Forum’s analysis of multiple sources including public opinion surveys, church membership reports and estimates from the Chinese government; see Appendix C for details.

Colombia: Total estimate based on 2008 AmericasBarometer; tradition estimates based on 2008 AmericasBarometer and 2010 World Religion Database.

Comoros: All estimates based on 2010 World Religion Database.

Cook Islands: Total estimate based on 2001 Census, adjusted for missing data; tradition estimates based on 2010 World Religion Database.

Costa Rica: Total estimate based on 2008 Latinobarómetro, adjusted for missing data; tradition estimates based on 2008 Latinobarómetro and 2010 World Religion Database.

Croatia: All estimates based on 2001 Census, adjusted for missing data.

Cuba: All estimates based on 2010 World Religion Database.

Cyprus: All estimates based on weighted average of 2008 European Values Study in Cyprus and 2008 European Values Study in Northern Cyprus.

Czech Republic: Total estimate based on 2001 Census, adjusted for missing data; tradition estimates based on 2001 Census and 2000 World Religion Database.

Democratic Republic of the Congo: Total estimate based on 2007 Demographic and Health Survey; tradition estimates based on 2007 Demographic and Health Survey and 2010 World Religion Database.

Denmark: All estimates based on Centre for Contemporary Religion’s report, “Religion in Denmark 2010” and 2010 World Religion Database.

Djibouti: Total estimate based on 2008-2009 Pew Research Center’s Forum on Religion & Public Life survey; tradition estimates based on 2008-2009 Pew Forum survey and 2010 World Religion Database.

Dominica: All estimates based on 2010 World Religion Database.

Dominican Republic: Total estimate based on 2008 AmericasBarometer; tradition estimates based on 2008 AmericasBarometer and 2010 World Religion Database.

Ecuador: Total estimate based on 2008 AmericasBarometer; tradition estimates based on 2008 AmericasBarometer and 2010 World Religion Database.

Egypt: Total estimate based on 2006 Census; tradition estimates based on 2010 World Religion Database.

El Salvador: Total estimate based on 2010 AmericasBarometer; tradition estimates based on 2010 AmericasBarometer and 2010 World Religion Database.

Equatorial Guinea: All estimates based on 2010 World Religion Database.

Eritrea: All estimates based on 2002 Demographic and Health Survey.

Estonia: Total estimate based on 2000 Census, adjusted for missing data; tradition estimates based on 2000 Census and 2010 World Religion Database.

Ethiopia: Total estimate based on 2007 Census, adjusted for missing data; tradition estimates based on 2007 Census and 2010 World Religion Database.

Faeroe Islands: All estimates based on 2010 World Religion Database.

Falkland Islands (Malvinas): Total estimate based on 2006 Census; tradition estimates based on 2010 World Religion Database.

Federated States of Micronesia: Total estimate based on 2000 Census; tradition estimates based on 2000 Census and 2010 World Religion Database.

Fiji: Total estimate based on 2007 Census; tradition estimates based on 2007 Census and 2010 World Religion Database.

Finland: Total estimate based on 2009 Statistics Finland report, Population Structure 2009, Annual Review, Table 7: Religious Affiliation of the Population by Age and Sex, adjusted to account for underrepresented religious groups; tradition estimates based on 2009 Statistics Finland report and 2010 World Religion Database.

France: All estimates based on Anne Goujon's (IIASA) analysis of 2005 Generations and Gender Survey, 2008-2009 Trajectories and Origins Survey conducted by Institut National de la Statistique et des Études Économiques and the Institut National d'études Démographiques, multiple surveys between 2007 and 2009 by the French Institute of Public Opinion, diverse data on migration flows to France and 2010 World Religion Database.

French Guiana: All estimates based on 2010 World Religion Database.

French Polynesia: All estimates based on 2010 World Religion Database.

Gabon: Total estimate based on 2000 Demographic and Health Survey, tradition estimates based on 2000 Demographic and Health Survey and 2010 World Religion Database.

Gambia: Total estimate based on 2004 Intermedia survey; tradition estimates based on 2010 World Religion Database.

Georgia: Total estimate based on 2002 Census, adjusted for missing data; tradition estimates based on 2002 Census and 2000 World Religion Database.

Germany: Total estimate based on 2005 Generations and Gender Survey, adjusted to account for underrepresented religious groups; tradition estimates based on 2005 World Religion Database.

Ghana: Total estimate based on 2008 Demographic and Health Survey; tradition estimates based on 2008 Demographic and Health Survey and 2010 World Religion Database.

Gibraltar: Total estimate based on 2001 Census, adjusted for missing data; tradition estimates based on 2001 Census and 2000 World Religion Database.

Greece: Total estimate based on 2002 and 2004 European Social Surveys, adjusted to account for underrepresented religious groups; tradition estimates based on 2002 and 2004 European Social Surveys and 2005 World Religion Database.

Greenland: All estimates based on 2010 World Religion Database.

Grenada: All estimates based on 2010 World Religion Database.

Guadeloupe: All estimates based on 2010 World Religion Database.

Guam: All estimates based on 2010 World Religion Database.

Guatemala: Total estimate based on 2010 AmericasBarometer, adjusted for missing data; tradition estimates based on 2010 AmericasBarometer and 2010 World Religion Database.

Guinea: Total estimate based on 2005 Demographic and Health Survey; tradition estimates based on 2010 World Religion Database.

Guinea Bissau: Total estimate based on 2006 Multiple Indicator Cluster Survey; tradition estimates based on 2006 Multiple Indicator Cluster Survey and 2010 World Religion Database.

Guyana: Total estimate based on 2009 Demographic and Health Survey; tradition estimates based on 2010 World Religion Database.

Haiti: Total estimate based on 2003 Census, adjusted for missing data; tradition estimates based on 2003 Census and 2010 World Religion Database.

Honduras: Total estimate based on 2010 AmericasBarometer, adjusted for missing data; tradition estimates based on 2010 AmericasBarometer and 2010 World Religion Database.

Hong Kong: Total estimate based on 2001 Asian Barometer; tradition estimates based on 2001 Asian Barometer and 2010 World Religion Database.

Hungary: Total estimate based on 2001 Census, adjusted for missing data; tradition estimates based on 2001 Census and 2000 World Religion Database.

Iceland: All estimates based on 2010 Ministry of Interior National Register of Persons, adjusted for missing data.

India: Total estimate based on 2001 Census, adjusted assuming a 10% undercount of Christians (see Methodology for details); tradition estimates based on 2010 World Religion Database.

Indonesia: Total estimate based on 2000 Census; tradition estimates based on 2000 Census and 2010 World Religion Database.

Iran: Total estimate based on 2006 Census; tradition estimates based on 2010 World Religion Database.

Iraq: Total estimates based on 2006 World Values Survey; tradition estimates based on 2006 World Values Survey and 2010 World Religion Database.

Ireland: Total estimate based on 2006 Census, adjusted for missing data; tradition estimates based on 2006 Census and 2005 World Religion Database.

Isle of Man: All estimates based on 2010 World Religion Database.

Israel: Total estimate based on the 2009 Central Bureau of Statistics Statistical Abstract of Israel; tradition estimates based on 2010 World Religion Database.

Italy: Total estimate based on 2005 World Values Survey, adjusted to account for underrepresented religious groups; tradition estimates based on 2010 World Religion Database.

Ivory Coast: Total estimate based on 2005 Demographic and Health Survey; tradition estimates based on 2005 Demographic and Health Survey and 2010 World Religion Database.

Jamaica: All estimates based on 2001 Census, adjusted for missing data and 2010 World Religion Database.

Japan: All estimates based on 2007 Asian Barometer; tradition estimates based on 2010 World Religion Database.

Jordan: Total estimate based on average of 1997 and 2002 Demographic and Health Surveys; tradition estimates based on 2010 World Religion Database.

Kazakhstan: Total estimate based on 2009 Census; tradition estimates based on 2010 World Religion Database.

Kenya: Total estimate based on 2009 Census, adjusted for missing data; tradition estimates based on 2009 Census and 2010 World Religion Database.

Kiribati: Total estimate based on 2005 Census, adjusted for missing data; tradition estimates based on 2005 Census and 2010 World Religion Database.

Kosovo: All estimates based on 2000 World Bank Living Standards Measurement Study and 2000 World Religion Database.

Kuwait: All estimates based on Pew Forum analysis of the 2010 U.S. State Department International Religious Freedom report.

Kyrgyzstan: Total estimate based on 2005 Multiple Indicator Cluster Survey; tradition estimates based on 2010 World Religion Database.

Laos: Total estimate based on 2005 Census; tradition estimates based on 2010 World Religion Database.

Latvia: All estimates based on 2009 Ministry of Justice report on Latvian religious organizations.

Lebanon: Total estimate based on the 2009 Pew Research Center's Global Attitudes Project survey; tradition estimates based 2010 World Religion Database.

Lesotho: All estimates based on 2004 Demographic and Health Survey, adjusted for missing data, and 2008 Afrobarometer.

Liberia: Total estimate based on 2008 Census; tradition estimates based on 2008 Afrobarometer and 2010 World Religion Database.

Libya: All estimates based on 2010 World Religion Database.

Liechtenstein: Total estimate based on 2000 Census, adjusted for missing data; tradition estimates based on 2000 Census and 2000 World Religion Database.

Lithuania: Total estimate based on 2001 Census, adjusted for missing data; tradition estimates based on 2001 Census and 2000 World Religion Database.

Luxembourg: All estimates based on 2008 European Values Study, adjusted for missing data.

Macau: All estimates based on 2010 World Religion Database.

Madagascar: Total estimate based on 2008-2009 Demographic and Health Survey, adjusted for missing data; tradition estimates based on 2008-2009 Demographic and Health Survey and 2010 World Religion Database.

Malawi: Total estimate based on 2008 Census; tradition estimates based on 2010 World Religion Database.

Malaysia: Total estimate based on 2000 Census; tradition estimates based on 2010 World Religion Database.

Maldives: All estimates based on 2010 World Religion Database.

Mali: Total estimate based on 2006 Demographic and Health Survey; tradition estimates based on 2008 Afrobarometer and 2010 World Religion Database.

Malta: All estimates based on 2008 European Values Study, adjusted to account for under-represented religious groups.

Marshall Islands: All estimates based on 1999 Census.

Martinique: All estimates based on 2010 World Religion Database.

Mauritania: All estimates based on 2010 World Religion Database.

Mauritius: Total estimate based on 2000 Census; tradition estimates based on 2000 Census and 2000 World Religion Database.

Mayotte: All estimates based on 2010 World Religion Database.

Mexico: Total estimate based on 2010 Census, adjusted for missing data; tradition estimates based on 2010 Census and 2010 World Religion Database.

Moldova: Total estimate based on 2004 Census, adjusted for missing data; tradition estimates based on 2004 Census and 2005 World Religion Database.

Monaco: All estimates based on 2010 World Religion Database.

Mongolia: Total estimate based on 2010 Census; tradition estimates based on 2010 World Religion Database.

Montenegro: All estimates based on 2003 Census, adjusted for missing data, and 2005 World Religion Database.

Montserrat: All estimates based on 2010 World Religion Database.

Morocco: All estimates based on 2010 World Religion Database and 2007 Pew Research Center's Global Attitudes Project survey.

Mozambique: Total estimate based on 2007 Census; tradition estimates based on 2007 Census and 2010 World Religion Database.

Namibia: Total estimate based on 2006-2007 Demographic and Health Survey; tradition estimates based on 2006-2007 Demographic and Health Survey and 2010 World Religion Database.

Nauru: Total estimate based on 2002 Census; tradition estimates based on 2002 Census and 2010 World Religion Database.

Nepal: Total estimate based on 2001 Census; tradition estimates based on 2010 World Religion Database.

Netherlands: Total estimate based on 2003 Generations and Gender Survey, adjusted to account for underrepresented religious groups; tradition estimates based on 2003 Generations and Gender Survey and 2005 World Religion Database.

Netherlands Antilles: All estimates based on 2010 World Religion Database.

New Caledonia: All estimates based on 2010 World Religion Database.

New Zealand: Total estimate based on 2006 Census, adjusted for missing data; tradition estimates based on 2006 Census and 2010 World Religion Database.

Nicaragua: All estimates based on 2005 Census and 2010 World Religion Database, adjusted to account for underrepresented religious groups.

Niger: Total estimate based on 2006 Demographic and Health Survey; tradition estimates based on 2010 World Religion Database and 2006 Gallup World Poll.

Nigeria: Total estimate based on average of 2008 Demographic and Health Survey and 2003 Demographic and Health Survey; tradition estimates based on 2010 World Religion Database.

Niue: Total estimate based on 2006 Census, adjusted for missing data; tradition estimates based on 2006 Census and 2010 World Religion Database.

North Korea: All estimates based on 2010 World Religion Database.

Northern Mariana Islands: All estimates based on 2010 World Religion Database.

Norway: Total estimate based on 2007 Generations and Gender Survey, adjusted for missing data and to account for underrepresented religious groups; tradition estimates based on 2007 Generations and Gender Survey and 2010 World Religion Database.

Oman: All estimates based on 2010 World Religion Database, adjusted for migration estimates from forthcoming Pew Forum migration report.

Pakistan: Total estimate based on 1998 Census; tradition estimates based on 2010 World Religion Database.

Palau: Total estimate based on 2005 Census, adjusted for missing data; tradition estimates based on 2005 Census and 2010 World Religion Database.

Palestinian territories: Total estimate based on 2009 Pew Research Center's Global Attitudes Project survey; tradition estimates based on 2010 World Religion Database.

Panama: Total estimate based on 2009 Latinobarómetro; tradition estimates based on 2009 Latinobarómetro and 2010 World Religion Database.

Papua New Guinea: Total estimate based on 2000 Census; tradition estimates based on 2000 Census and 2010 World Religion Database.

Paraguay: Total estimate based on 2002 Census; tradition estimates based on 2002 Census and 2010 World Religion Database.

Peru: Total estimate based on 2007 Census, adjusted for missing data; tradition estimates based on 2007 Census and 2010 World Religion Database.

Philippines: All estimates based on 2000 Census, adjusted for missing data.

Poland: All estimates based on Marcin Stonawski's (IIASA) analysis of 2010 Central Statistical Office report on denominations, 2008 European Social Survey, 2008 European Values Study, 2009 Pew Research Center's Global Attitudes Project survey and 2010 *Annuario Pontificio*.

Portugal: Total estimate based on 2001 Census, adjusted for missing data; tradition estimates based on 2001 Census and 2000 World Religion Database.

Puerto Rico: Total estimate based on 2006 Gallup World Poll, adjusted for missing data; tradition estimates based on 2010 World Religion Database.

Qatar: Total estimate based on forthcoming Pew Forum migration report; tradition estimates based on 2010 World Religion Database.

Republic of the Congo: Total estimate based on 2009 AIDS Indicator Survey; tradition estimates based on 2009 AIDS Indicator Survey and 2010 World Religion Database.

Republic of Macedonia: Total estimate based on 2002 Census, adjusted for missing data; tradition estimates based on 2002 Census and 2000 World Religion Database.

Reunion: All estimates based on 2010 World Religion Database.

Romania: Total estimate based on 2002 Census, adjusted for missing data; tradition estimates based on 2002 Census and 2005 World Religion Database.

Russia: Total estimate based on 2004 Generations and Gender Survey, adjusted to account for underrepresented religious groups using 2010 World Religion Database; tradition estimates based on 2010 World Religion Database.

Rwanda: Total estimate based on 2002 Census; tradition estimates based on 2002 Census, 2008-2009 Pew Research Center's Forum on Religion and Public Life survey and the 2010 World Religion Database.

Samoa: All estimates based on 2006 Census.

San Marino: All estimates based 2010 World Religion Database, supplemented by statistics from religious organizations.

Sao Tome and Principe: Total estimate based on 2008-2009 Demographic and Health Survey, adjusted for missing data; traditional estimates based on 2010 World Religion Database.

Saudi Arabia: All estimates based on 2010 World Religion Database.

Senegal: Total estimate based on 2008-2009 Demographic and Health Survey; tradition estimates based on 2010 World Religion Database.

Serbia: Total estimate based on 2002 Census, adjusted for missing data; tradition estimates based on 2002 Census and 2000 World Religion Database.

Seychelles: Total estimate based on 2002 Census, adjusted for missing data; tradition estimates based on 2002 Census and 2010 World Religion Database.

Sierra Leone: Total estimate based on 2004 Census; tradition estimates based on 2004 Census and 2010 World Religion Database.

Singapore: Total estimate based on 2010 Census; tradition estimates based on 2010 Census and 2010 World Religion Database.

Slovakia: All estimates based on 2001 Census, adjusted for missing data.

Slovenia: Total estimate based on 2002 Census, adjusted for missing data; tradition estimates based on 2002 Census and 2000 World Religion Database.

Solomon Islands: All estimates based on 1999 Census.

Somalia: All estimates based on 2010 World Religion Database.

South Africa: Total estimate based on 2001 Census, adjusted for missing data; tradition estimates based on 2010 World Religion Database.

South Korea: Total estimate based on 2005 Census; tradition estimates based on 2005 Census and 2010 World Religion Database.

South Sudan: All estimates based on 2010 World Religion Database.

Spain: All estimates based on 2010 Centro de Investigaciones Sociologicas Barometro Autonomico, analysis of official municipal registers, Statistics Spain migration registers and 2010 World Religion Database.

Sri Lanka: Total estimate based on 2001 Census, adjusted to estimate religious composition for northern and eastern districts using the 1981 Census (see methodology for details); tradition estimates based on 2001 Census and 2010 World Religion Database.

St. Helena: Total estimate based on 2008 Census, adjusted for missing data; tradition estimates based on 2008 Census and 2010 World Religion Database.

St. Kitts and Nevis: All estimates based on 2010 World Religion Database.

St. Lucia: Total estimate based on 2010 Census, adjusted for missing data; tradition estimates based on 2010 Census and 2010 World Religion Database.

St. Pierre and Miquelon: All estimates based on 2010 World Religion Database.

St. Vincent and the Grenadines: All estimates based on 2010 World Religion Database.

Sudan: All estimates based on 2010 World Religion Database.

Suriname: All estimates based on 2010 World Religion Database.

Swaziland: Total estimate based on 2006-2007 Demographic and Health Survey; tradition estimates based on 2006-2007 Demographic and Health Survey and 2010 World Religion Database.

Sweden: All estimates based on multiple waves (2005-2008) of the International Social Survey Programme, adjusted to account for underrepresented religious groups, 2010 World Religion Database and Swedish Commission for Government Support to Faith Communities register.

Switzerland: Total estimates based on 2000 Census, adjusted for missing data; tradition estimates based on 2000 Census and 2000 World Religion Database.

Syria: All estimates based on 2010 World Religion Database.

Taiwan: Total estimate based on 2009 Taiwan Social Change Survey, adjusted for missing data; tradition estimates based on 2009 Taiwan Social Change Survey and 2010 World Religion Database.

Tajikistan: All estimates based on 2010 World Religion Database.

Tanzania: Total estimate based on 2003-2004 AIDS Indicator Survey; tradition estimates based on 2003-2004 AIDS Indicator Survey, 2008-2009 Pew Research Center's Forum on Religion & Public Life survey, 2008 Afrobarometer and 2010 World Religion Database.

Thailand: Total estimate based on 2000 Census; tradition estimates based on 2000 Census and 2010 World Religion Database.

Timor-Leste: All estimates based on 2009-2010 Demographic and Health Survey.

Togo: Total estimate based on 2006 Multiple Indicator Cluster Survey; tradition estimates based on 2006 Multiple Indicator Cluster Survey and 2010 World Religion Database.

Tokelau: All estimates based on 2006 Census.

Tonga: All estimates based on 2006 Census, adjusted for missing data.

Trinidad and Tobago: All estimates based on 2000 Census, adjusted for missing data.

Tunisia: All estimates based on 2010 World Religion Database.

Turkey: Total estimate based on the 2009 Pew Research Center's Global Attitudes Project survey; tradition estimates based 2010 World Religion Database.

Turkmenistan: Total estimate based on 2000 Demographic and Health Survey; tradition estimates based on 2000 Demographic and Health Survey and 2010 World Religion Database.

Turks and Caicos Islands: Total estimate based on 2001 Census, adjusted for missing data; tradition estimates based on 2001 Census and 2010 World Religion Database.

Tuvalu: All estimates based on 2002 Census.

Uganda: Total estimate based on 2006 Demographic and Health Survey; tradition estimates based on 2006 Demographic and Health Survey, 2002 Census and 2010 World Religion Database.

Ukraine: Total estimate based on 2007 Demographic and Health Survey, adjusted for missing data; tradition estimates based on 2007 Demographic and Health Survey and 2010 World Religion Database.

United Arab Emirates: All estimates based on 2010 World Religion Database.

United Kingdom: Total estimate for Great Britain based on 2009 Office for National Statistics Annual Population Survey; total estimate for Northern Ireland based on 2001 Census, adjusted for missing data; tradition estimates based on 2010 World Religion Database and 2001 Census.

United States: Total estimate based on 2007 “U.S. Religious Landscape Survey,” Pew Research Center’s Forum on Religion & Public Life, 2007 Pew Research Center survey “Muslim Americans: Middle Class and Mostly Mainstream,” and four waves (2004-2010) of the National Opinion Research Center’s General Social Survey; tradition estimates based on 2007 “U.S. Religious Landscape Survey.”

Uruguay: Total estimate based on 2006 Instituto Nacional de Estadica National Survey of Households; tradition estimates based on 2006 National Survey of Households and 2010 World Religion Database.

U.S. Virgin Islands: All estimates based on 2010 World Religion Database.

Uzbekistan: Total estimate based on 2002 Demographic and Health Survey; tradition estimates based on 2010 World Religion Database.

Vanuatu: All estimates based on 2009 Census, adjusted for missing data.

Vatican City: All estimates based on reports from the Pontifical Council of Culture.

Venezuela: Total estimate based on 2010 AmericasBarometer; tradition estimates based on 2010 AmericasBarometer and 2010 World Religion Database.

Vietnam: Total estimate based on 2005 Asian Barometer; tradition estimates based on 2010 World Religion Database.

Wallis and Futuna: All estimates based on 2010 World Religion Database.

Western Sahara: All estimates based on 2010 World Religion Database.

Yemen: All estimates based on 2010 World Religion Database.

Zambia: Total estimate based on 2007 Demographic and Health Survey; tradition estimates based on 2007 Demographic and Health Survey and 2008-2009 Pew Research Center's Forum on Religion & Public Life survey.

Zimbabwe: Total estimate based on 2005-2006 Demographic and Health Survey; tradition estimates based on 2005-2006 Demographic and Health Survey and 2008 Afrobarometer.